



2016 QUALITY OF LIFE SURVEY

Franklin County, Kansas

THANK YOU

Thank you for participating in the Quality of Life Survey in the Fall of 2016. Nearly 400 individuals provided their perspective on our community's health and included individuals from all areas of the county. You requested a copy of the results when you completed the survey. Following, please find a summary of the results. If you would like additional information, please contact me at the Franklin County Health Department

Ransom, Midge
mransom@franklincoks.org
785-229-3530



Franklin County Quality of Life Survey 2016 Summary Results

What was the purpose of this survey?

The purpose of this survey was to identify the strengths and weaknesses relative to the health of the community from the community's perspective.

Who Developed the Survey?

Franklin County Community Health Assessment and Improvement Team

When was it conducted?

August – November, 2016

How was it Distributed?

Business email lists, online access in Survey Monkey, paper forms in libraries and other public places. Paper forms to community groups and town council meetings.

Who Responded?

396 individual survey responses:

Survey data is in black (comparison to county population figures-US Census in parentheses)

- 32% were Males; 68% were females (50% Male, 50. % female)
- Residence Zip Code of 66067 made up 64.7% of respondents;
 - 9% of respondents resided in 66076 zip code
- 50% of households had 1-2 members; 32.7% had 3-4. (89%)
- Median household income of those responding fell between \$50,000 and \$74,999 (\$52,000).
- 36% of respondents received the survey from their employer
- 64% were working full-time and 12% working part-time, 3% looking for work (4.1%)
- 78% had education beyond high school; 4.7% less than High School (92.5% ≥ H.S.)
- The median age fell between 40 -49; all respondents were over 18 years of age (39)

NOTE: This survey cannot be considered representative of the whole community and therefore the results must be interpreted with caution. Overall, the respondents were very similar to the population as a whole. Survey results do provide some insights into the beliefs and values of community members which will be used to guide our 2017 Community Health Improvement Plan.



Question 1: In general, how would you rate the overall health of our community?

21% said Unhealthy or very unhealthy.

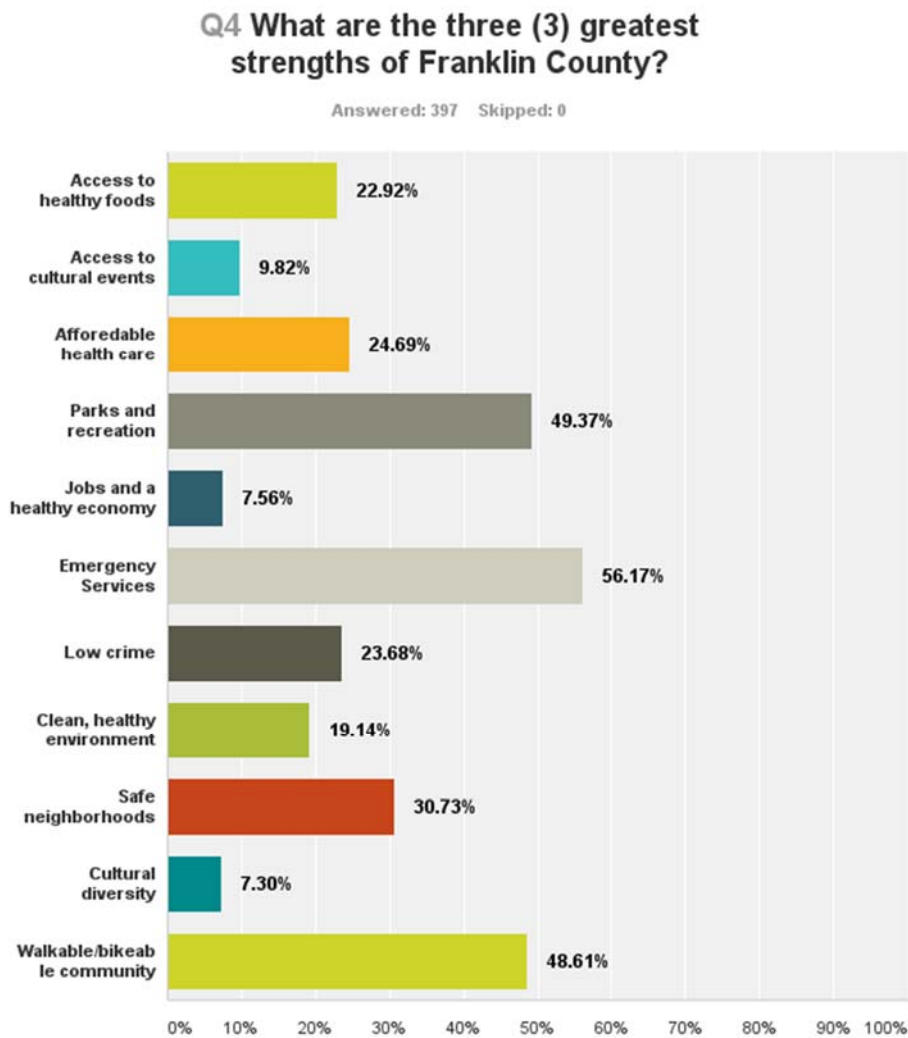
Question 2: If you choose unhealthy, please tell us why.

85 people said they ranked us unhealthy because of one of three issues:
drugs, weight issues, and poverty or costs for healthy options.

Question 3: How would you rate our quality of life?

Over 80% said Good or Excellent.

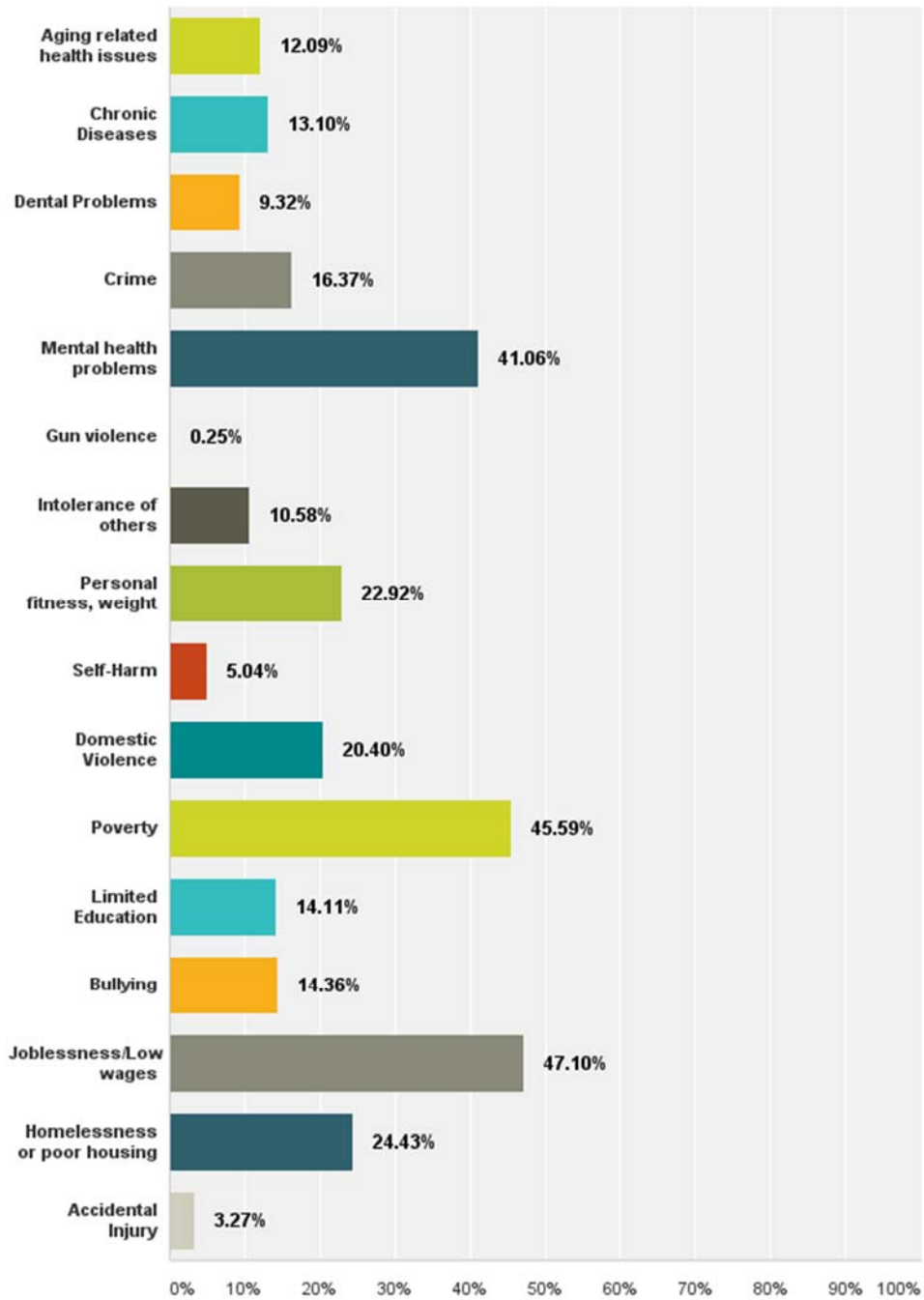
Question 4: What are the three greatest strengths of Franklin County?



Question 5: What are the three biggest problems for Franklin County?

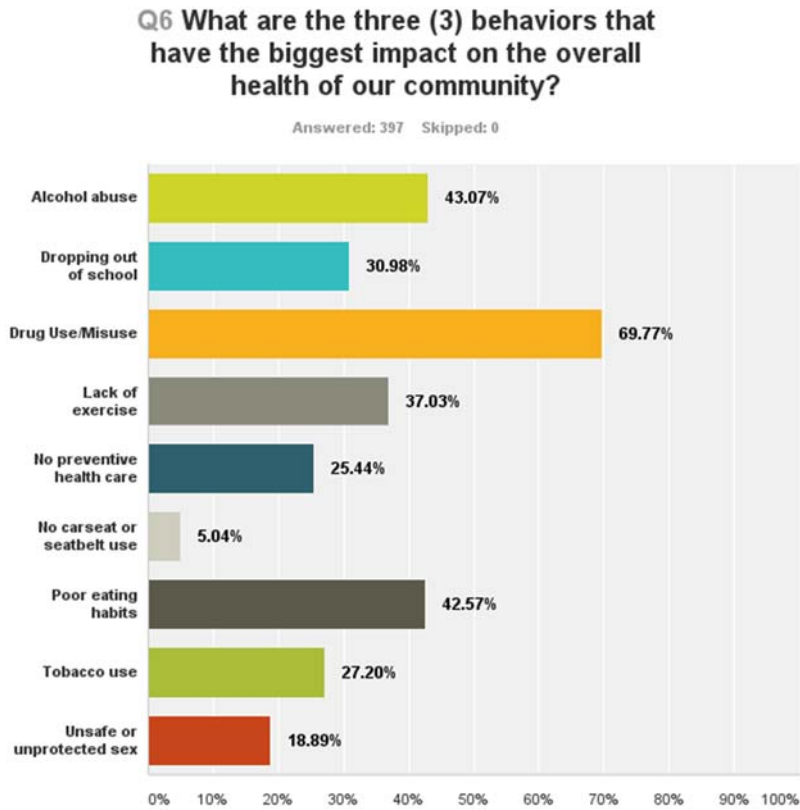
Q5 What are the three (3) biggest problems for Franklin County?

Answered: 397 Skipped: 0

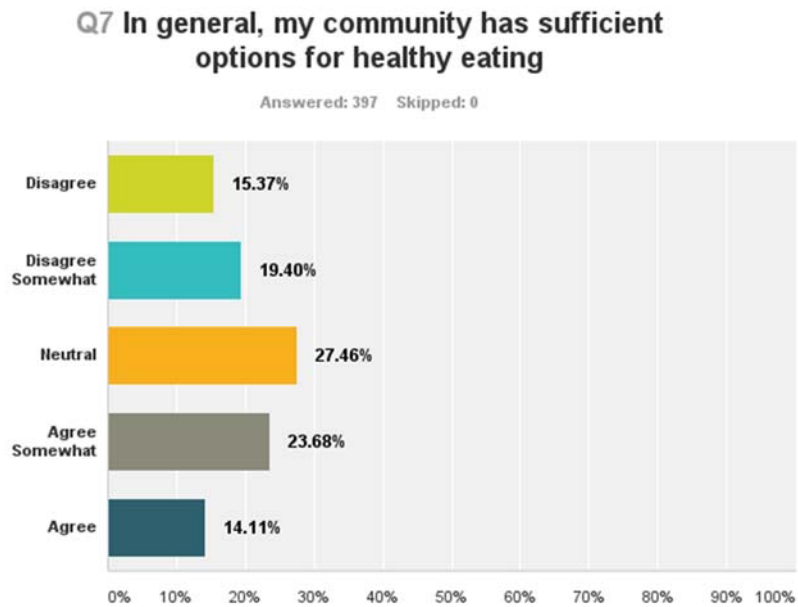




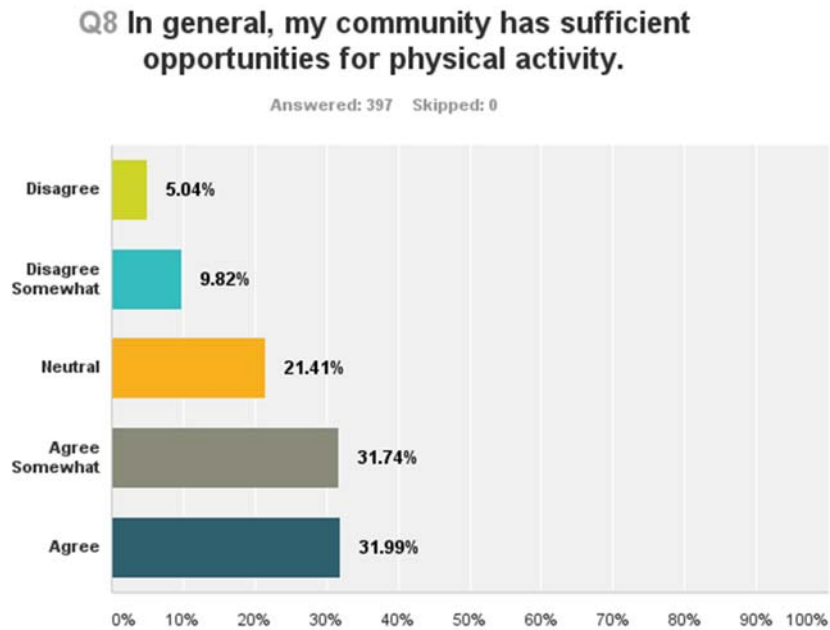
Question 6: What are the three behaviors that have the biggest impact on the overall health of our community?



Question 7: In general, my community has sufficient options for healthy eating.



Question 8: In general, my community has sufficient opportunities for physical activity.



Question 9: How well does Franklin County meet the needs of its residents?

55% rated the county good or excellent, 5.5% rated the county as poor.

How will the results of the survey be used?

This information and additional responses from the Food and Activity Survey (2015) and the Focus Group sessions of 2016-2017 are being used to develop policies and programs that will support healthier living by community members. Private foundation grants from the Kansas Health Foundation, Wichita, KS and the *Pathways to a Healthy Kansas*, an initiative of Blue Cross and Blue Shield of Kansas are helping to fund these efforts. Previous accomplishments include the Franklin County-wide Bicycle/Pedestrian Plan; Walkability Assessments; Promotion of Farmer’s Markets and Community Gardens. Future efforts will continue to support infrastructure and social support for Activity Living and Healthy Eating. Solutions to the issues under consideration include expanding healthy options at convenience stores, creating a mobile fresh food market, a community kitchen, and walking and biking paths in the smaller communities. Additionally, the health department is working with Wildlife and Parks to reduced barriers to the use of the Prairie Spirit Rail Trail. More information is available from Franklin County Health Department.