

# FRANKLIN COUNTY, KANSAS



## 2011 ANNUAL BUDGET

FRANKLIN COUNTY ADMINISTRATION  
1428 SOUTH MAIN, SUITE 2  
OTTAWA, KANSAS 66067  
(785) 229-3485



## BOARD OF FRANKLIN COUNTY COMMISSIONERS

David J. Hood, Chairman, 3<sup>rd</sup> District

Karen S. Farrell, 1<sup>st</sup> District  
John E. Taylor, 2<sup>nd</sup> District

Donald C. Hay, 4<sup>th</sup> District  
Donald R. Stottlemire, 5<sup>th</sup> District



Lisa J. Johnson  
County Administrator/Counselor  
Franklin County, Kansas  
1428 S. Main, Suite 2  
Ottawa, KS 66067  
(785) 229-3485

August 27, 2010

Dear Commissioners:

The budget process began in January when the Commission first discussed the schedule for the upcoming 2011 Budget preparation and the goals and expectations for the 2011 Budget. The Commission was faced with continuing challenges as a result of the economic downturn in the past couple of years that has resulted in ongoing budgetary cuts from the State of Kansas and the revenue shortfalls for other revenue sources. The Commission's focus for the 2011 Budget was in maintaining the balance in the 2010 Budget by maintaining the changes that have been implemented during the 2010 Budget process and to balance the budgets without adversely affecting essential County services and by avoiding the necessity of staff layoffs or furloughs. This was accomplished by a continuation of a countywide hiring freeze for non-emergency and essential personnel, a delay in capital expenditures, moving from a self-insured benefit plan to the state of Kansas plan, and a freeze on all discretionary spending from operating funds.

In the past two years the County has lost approximately one-million dollars (\$1,000,000) of revenue that was projected as a source of support for County operations. The majority of this revenue was from the County General Fund. This loss came from a variety of sources including a decrease in interest on investment funds, a loss of the machinery and equipment payment from the State, a State reduction in the gas tax paid to the County, an overall reduction in fees collected from building and sanitation permits, and a decrease in mortgage registration fees and law enforcement contracts for the School Resource Officer positions and a loss of approximately two percent (2%) in the overall valuation from the previous year.

The Commission expressed a desire for level funding for departments without any increases for non-essential functions. The budget presented to and adopted by the Commission maintains level or decreased expenditures in almost all departments and budgets while providing funds necessary for statutorily mandated projects and functions. The majority of County operating expenses are contained within the general fund. Some of these functions include the core statutory County functions such as the Sheriff's Office, the County Attorney's Office, the County Clerk, the County Treasurer, the Register of Deeds, Juvenile Detention, the County Commission, the County Court functions and the internal support departments for the County.

| <b>2010-2011 GENERAL FUND EXPENDITURES</b> |                     |                     |                    |
|--|---------------------|---------------------|--------------------|
| <b>DEPARTMENT</b>                          | <b>2010 BUDGET</b>  | <b>2011 BUDGET</b>  | <b>VARIANCE \$</b> |
| COUNTY COMMISSION                          | \$535,800           | \$678,431           | \$142,631          |
| COUNTY CLERK                               | \$ 144,275          | \$145,148           | \$873              |
| COUNTY TREASURER                           | \$ 168,370          | \$170,400           | \$2030             |
| COUNTY ATTORNEY                            | \$ 451,280          | \$ 445,207          | (\$6,073)          |
| REGISTER OF DEEDS                          | \$122,024           | \$ 121,773          | (\$251)            |
| SHERIFF                                    | 1,655,829           | 1,565,623           | (\$90,206)         |
| DISTRICT COURT                             | \$270,251           | \$270,256           | \$5.00             |
| BUILDING & GROUNDS                         | \$ 382,835          | \$ 384,040          | (\$1,205)          |
| EMERGENCY MANAGEMENT                       | \$ 135,931          | \$138,040           | (\$2,109)          |
| COUNTY JAIL                                | \$ 895,472          | \$ 915,657          | \$20,185           |
| PLANNING & BUILDING                        | \$ 168,999          | \$ 170,866          | \$1,867            |
| CAPITAL OUTLAY                             | \$ 200,000          | 200,000             | \$0                |
| DISTRICT WIDE COURT                        | \$34,595            | \$ 34,595           | \$0                |
| ECONOMIC DEVELOPMENT                       | \$ 45,000           | \$ 45,000           | \$0                |
| ADMINISTRATION                             | \$210,494           | \$ 210,977          | \$483              |
| STORAGE FACILITY                           | \$11,900            | \$ 11,900           | \$0                |
| EMERGENCY 911                              | \$ 543,856          | \$ 555,411          | \$11,555           |
| INFORMATION TECHNOLOGY                     | \$ 198,392          | \$ 189,368          | (\$9,024)          |
| TECHNOLOGY SERVICES                        | \$ 247,384          | \$ 268,384          | \$21,000           |
| ENVIRONMENTAL HEALTH                       | \$ 83,659           | \$ 85,714           | \$2,055            |
| JUVENILE DETENTION                         | \$ 585,872          | \$594,355           | \$8,483            |
| APPRAISER                                  | (\$331,160)         | \$341,909           | \$10,749           |
| <b>GENERAL FUND TOTALS</b>                 | <b>\$ 7,092,218</b> | <b>\$ 7,543,054</b> | <b>\$450,836</b>   |

The second largest fund in the 2011 Operating Budget is the Road and Bridge Budget. It has remained level in its funding from 2010 to 2011 while still continuing to provide funding for the countywide chip seal program that will allow for a chip seal of approximately fifty (50) miles of paved roads in 2011. This is a continuation of a five (5) year chip seal rotation to maintain and preserve the County's investment in its paved roads for the current and future residents of Franklin County.

| <b>2010-2011 ROAD &amp; BRIDGE EXPENDITURES</b> |                    |                     |                    |
|---|--------------------|---------------------|--------------------|
| <b>FUND</b>                                     | <b>2010 BUDGET</b> | <b>2011 BUDGET</b>  | <b>VARIANCE \$</b> |
| PERSONAL SERVICES                               | \$ 1,030,418       | \$977,606           | (\$52,812)         |
| CONTRACTUAL SERVICES                            | \$ 1,328,020       | \$ 1,331,765        | \$3,745            |
| COMMODITIES/SUPPLIES                            | \$ 2,283,380       | \$ 2,149,500        | (\$133,880)        |
| DEBT SERVICE                                    | \$168,200          | \$ 168,200          | \$ 0               |
| CAPITAL OUTLAY                                  | \$ 312,370         | \$ 300,000          | (\$12,370)         |
| TRANSFERS                                       | \$ 167,000         | \$ 292,000          | \$125,000          |
| REIMBURSEMENTS                                  | \$ (250,000)       | \$ (175,000)        | (75,000)           |
| <b>ROAD &amp; BRIDGE TOTALS</b>                 | <b>\$5,039,388</b> | <b>\$ 5,056,663</b> | <b>\$ 17,275</b>   |

The Franklin County Emergency Medical Services (EMS) Department has been recognized throughout the state for its high standards of excellence at both a departmental and management level. In the 2008 Budget the Commission adopted a five (5) year replacement schedule to replace a significantly used and aged fleet of ambulances. The 2011 Budget continues this rotation schedule by providing funds for the future replacement of an ambulance. The ambulances that are being purchased have a re-mountable box that can be removed and placed on future ambulances reducing the replacement cost by approximately thirty-thousand dollars (\$30,000) a unit.

There are a number of Outside Agencies funded by the 2011 Budget that are also important to the citizens of Franklin County. The Commission met with each agency to evaluate the budget requests and the continued funding in the 2011 Budget for these agencies that include Services for the Elderly, the Historical Society, the Elizabeth Layton Center, COF, the Conservation District and the Prairie Paw Animal Shelter. The Commission, while recognizing the importance of each of these entities and the services they provide, held the line on any additional spending and did not provide any increase in funding for these agencies in the 2011 Budget.

Overall, the levy for the 2011 Budget is 56.253 mills. This is a .973 decrease from the 2010 levy of 57.226 mills. The amount of dollars levied for the 2011 Budget is \$11,692,138 which is a decrease of \$222,517.00 from the 2010 Budget. The decrease in mills results in a smaller impact on the mill then it would have in previous years due to the loss in valuation from 2010 to 2011. In addition, it is important to note that the reason for the decrease in the mill rate was largely due to the fact the Extension Council has formed their own taxing district and the levy for their budget is no longer part of the County Budget. Overall, with this taken into consideration, there is an increase of .02 mills in the 2011 County Operating Budget. The budget, as adopted for 2011, succeeds in meeting the goals of the Commission by maintaining a level mill rate and by providing for the continuation of essential County services while maintaining the necessary staff to provide those services.

Thank you for the opportunity to assist in this process and I look forward to being of future assistance.

Very truly yours,

Lisa J. Johnson  
County Administrator/Counselor

## TABLE OF CONTENTS

### I. BUDGET SUMMARIES

|  |   |
|--|---|
| CHART OF ACCOUNTS                                    | 3 |
| BUDGET OVERVIEW                                      | 5 |
| WHERE THE AD VALOREM TAX GOES (CHART)                | 6 |
| SUMMARY OF BUDGET REVENUES (CHART)                   | 7 |
| SUMMARY OF BUDGET REVENUES 3 YEAR COMPARISON (CHART) | 8 |
| SUMMARY OF ACCOUNTS                                  | 9 |

### II. GENERAL FUND BUDGETS

|  |    |
|--|----|
| SUMMARY OF GENERAL FUND REVENUES             | 10 |
| SUMMARY OF GENERAL FUND REVENUES (CHART)     | 11 |
| SUMMARY OF GENERAL FUND EXPENDITURES         | 12 |
| SUMMARY OF GENERAL FUND EXPENDITURES (CHART) | 13 |

| FUND | GENERAL FUND              |    |
|------|---------------------------|----|
| 501  | COUNTY COMMISSION         | 14 |
| 502  | COUNTY CLERK              | 16 |
| 503  | COUNTY TREASURER          | 18 |
| 504  | COUNTY ATTORNEY           | 20 |
| 505  | REGISTER OF DEEDS         | 22 |
| 506  | SHERIFF                   | 24 |
| 507  | DISTRICT COURT            | 26 |
| 508  | COUNTY BUILDING & GROUNDS | 28 |
| 509  | EMERGENCY MANAGEMENT      | 30 |
| 510  | COUNTY JAIL               | 32 |
| 512  | PLANNING & BUILDING       | 34 |
| 513  | CAPITAL OUTLAY            | 36 |
| 515  | DISTRICT WIDE COURT       | 38 |
| 516  | APPRAISAL                 | 40 |
| 517  | ECONOMIC DEVELOPMENT      | 42 |
| 519  | ADMINISTRATION            | 44 |
| 540  | STORAGE FUND              | 46 |
| 566  | EMERGENCY 911             | 48 |
| 567  | INFORMATION TECHNOLOGY    | 50 |
| 568  | TECHNOLOGY SERVICES       | 52 |
| 570  | ENVIRONMENTAL HEALTH      | 54 |
| 595  | JUVENILE DETENTION        | 56 |

### III. PUBLIC WORKS

|     |                       |    |
|-----|-----------------------|----|
| 102 | ROAD & BRIDGE         | 58 |
| 130 | SPECIAL ROAD & BRIDGE | 61 |

### IV. OTHER COUNTY OPERATING BUDGETS

|     |                   |    |
|-----|-------------------|----|
| 152 | AMBULANCE         | 64 |
| 116 | APPRAISAL         | 67 |
| 304 | BOND & INTEREST   | 70 |
| 150 | COUNTY BUILDING   | 73 |
| 114 | ELECTION          | 76 |
| 106 | EMPLOYEE BENEFIT  | 79 |
| 108 | HEALTH DEPARTMENT | 82 |
| 122 | NOXIOUS WEED      | 85 |
| 402 | SOLID WASTE       | 88 |
| 502 | MOTOR VEHICLE     | 91 |
| 134 | SPECIAL LIABILITY | 94 |

|            |  |       |
|------------|--|-------|
| <b>V.</b>  | <b>MISCELLANEOUS TAX SUPPORTED FUNDS</b> |       |
|            |  | <hr/> |
| 142        | CONSERVATION DISTRICT                    | 97    |
| 148        | SERVICES FOR THE ELDERLY                 | 100   |
| 140        | EXTENSION COUNCIL                        | 103   |
| 144        | FAIR PREMIUM                             | 106   |
| 146        | FAIR BUILDING                            | 109   |
| 156        | HISTORICAL SOCIETY                       | 112   |
| 110        | MENTAL HEALTH                            | 115   |
| 126        | DEVELOPMENTAL DISABILITIES               | 118   |
| <br>       |  |       |
| <b>VI.</b> | <b>NON-TAX FUNDS</b>                     |       |
|            |  | <hr/> |
| 524        | OFFICE ANNEX FUND                        | 121   |
| 534        | CENTROPOLIS SEWER DISTRICT FUND          | 124   |
| 153        | AMBULANCE CAPITAL OUTLAY FUND            | 127   |
| 405        | COUNTRY ESTATES BENEFIT FUND             | 128   |
| 517        | COUNTY EQUIPMENT RESERVE                 | 129   |
| 518        | EMERGENCY PHONE EQUIPMENT FUND           | 130   |
| 566        | WIRELESS PHONE EQUIPMENT FUND            | 131   |
| 109        | HEALTH CAPITAL OUTLAY FUND               | 132   |
| 123        | NOXIOUS WEED CAPITAL OUTLAY FUND         | 133   |
| 135        | RISK MANAGEMENT FUND                     | 134   |
| 104        | CHIP RESERVE FUND                        | 135   |
| 988        | SOLID WASTE CAPITAL OUTLAY FUND          | 136   |
| 138        | SPECIAL ALCOHOL FUND                     | 137   |
| 520        | SPECIAL CAPITAL IMPROVEMENT FUND         | 138   |
| 103        | SPECIAL MACHINERY FUND                   | 139   |
| 136        | SPECIAL PARKS & RECREATION FUND          | 140   |
| 128        | TOURISM & CONVENTION PROMOTION FUND      | 141   |
| 515        | EMPLOYEE BENEFIT TRUST FUND              | 142   |
| 529        | COUNTYWIDE PHONE SYSTEM FUND             | 143   |
| 504        | PROSECUTOR TRAINING FUND                 | 144   |
| 536        | REGISTER OF DEEDS TECHNOLOGY FUND        | 145   |
| 160        | LAW ENFORCEMENT TRUST FUND               | 146   |
| 117        | APPRAISAL CAPITAL OUTLAY FUND            | 147   |
| 307        | HOSPITAL SALES TAX FUND                  | 148   |

## FRANKLIN COUNTY CHART OF ACCOUNTS

| <b>Budget Line No.</b> | <b>Operating Budget Lines</b> | <b>Budget Line No.</b> | <b>Operating Budget Lines</b>     |
|------------------------|-------------------------------|------------------------|-----------------------------------|
| <b>100</b>             | <b>Personal Services</b>      | <b>300</b>             | <b>Commodities &amp; Supplies</b> |
| 101                    | Full Time Salaries            | 301                    | Office Supplies                   |
| 102                    | Part Time Salaries            | 302                    | Forms                             |
| 103                    | Overtime                      | 303                    | Office Equipment                  |
| 106                    | Longevity Pay                 | 304                    | Training Materials & Books        |
| 107                    | Performance Increase          | 305                    | Custodial Supplies                |
| 107                    | Cost of Living Adjustment     | 306                    | Safety Equipment                  |
| 110                    | KPERS                         | 307                    | Clothing & Personal Equipment     |
| 111                    | FICA                          | 308                    | Ammunition                        |
| 112                    | Health Insurance              | 309                    | Jail Supplies                     |
| 113                    | Dental Insurance              | 311                    | Laundry/Cleaning Supplies         |
| 114                    | Vision Insurance              | 312                    | Food                              |
| 115                    | Life Insurance                | 315                    | Vehicle & Equipment Parts         |
| 116                    | KP&F                          | 316                    | Election Supplies                 |
| 117                    | Worker's Compensation         | 320                    | Computer Parts                    |
| 118                    | Unemployment Insurance        | 321                    | Printer/Copier/Fax Consumables    |
| 119                    | Uniform/Equipment Allowance   | 322                    | Printer/Copier Paper              |
| 120                    | Vehicle Allowance             | 323                    | Infrastructure Build              |
| 192                    | Wellness Program              | 325                    | Medical Equipment                 |
| 193                    | Employee Assistance Program   | 326                    | Medical Supplies                  |
| 194                    | Flexible Spending Account     | 327                    | Vaccines/Medicines                |
| 199                    | Other Personal Services       | 330                    | Construction Supplies & Materials |
| <b>200</b>             | <b>Contractual Services</b>   | 331                    | Paint/Beads                       |
| 201                    | Travel                        | 332                    | Fencing Materials                 |
| 202                    | Training & Education          | 333                    | Concrete                          |
| 203                    | Educational Reimbursement     | 334                    | Rebar/Reinforcement               |
| 204                    | Postage                       | 335                    | Ice Control Materials             |
| 205                    | Telephone/Pager               | 336                    | Rock                              |
| 206                    | Dues & Memberships            | 337                    | Hot Mix                           |
| 207                    | Legal Publications            | 338                    | Cold Mix                          |
| 208                    | Advertisement                 | 339                    | Signs                             |
| 209                    | Professional Services         | 340                    | Hand Tools                        |
| 210                    | Books & Publications          | 341                    | Repair Parts                      |
| 211                    | Equipment Rental              | 342                    | Shop Supplies                     |
| 212                    | Building Rent                 | 343                    | Chemicals                         |
| 213                    | Jail Space Rental             | 344                    | Propane                           |
| 214                    | Utilities                     | 345                    | Motor Fuel                        |
| 215                    | Gas Service                   | 3451                   | Diesel                            |
| 216                    | Electric Service              | 346                    | Oil & Lubricants                  |
| 217                    | Cable/Internet Service        | 347                    | Tires                             |
| 218                    | Pest Control Service          | 348                    | Items Purchased for Resale        |
| 219                    | Property Tax                  | 349                    | Steel Beams                       |
| 220                    | General Liability Insurance   | 350                    | Bailing Supplies                  |
|                        |                               | 351                    | Culverts/Drainage Pipes           |

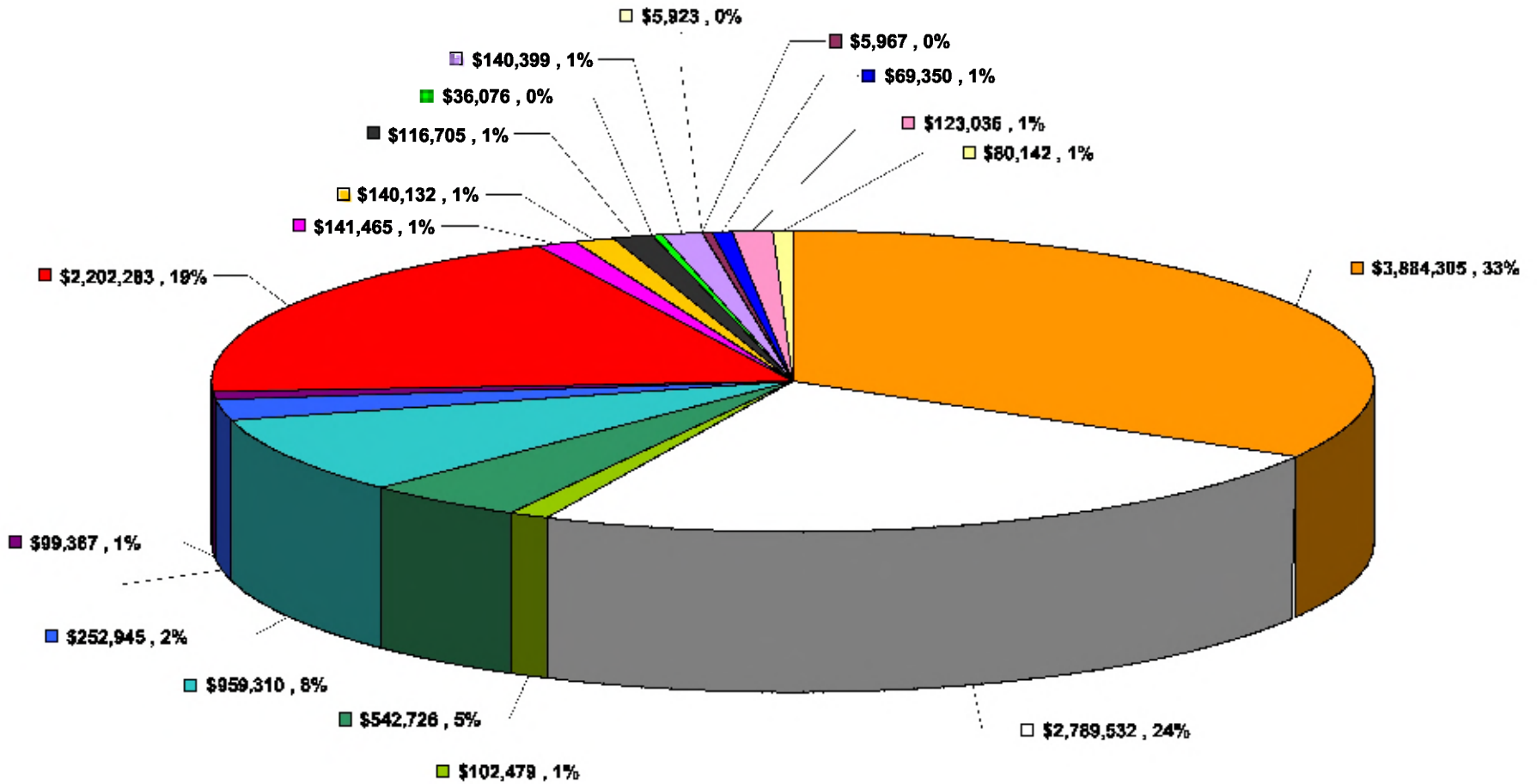
## FRANKLIN COUNTY CHART OF ACCOUNTS

| Budget<br>Line No. | Operating Budget Lines             | Budget<br>Line No. | Operating Budget Lines       |
|--------------------|------------------------------------|--------------------|------------------------------|
| 221                | Property & Causality Insurance     | 390                | PR & Promotional Materials   |
| 222                | Public Officials Insurance         | 399                | Other Commodities & Supplies |
| 223                | Vehicle Insurance                  |                    |                              |
| 224                | Legal Services                     | <b>400</b>         | <b>Debt Service</b>          |
| 225                | Permits & Fees                     | 401                | Debt Service                 |
| 226                | Impound & Storage                  | 402                | Principle                    |
| 227                | Printing & Microfilming            | 403                | Interest                     |
| 228                | Auditing & Accounting Services     |                    |                              |
| 229                | Employee Wellness                  | <b>500</b>         | <b>Capital Outlay</b>        |
| 230                | Employee Banquet                   | 501                | Equipment & Machinery        |
| 231                | Inmate Housing                     | 503                | Office Equipment & Furniture |
| 232                | Office Equipment Maint. & Repair   | 504                | Lease Purchase Equipment     |
| 233                | Building & Grounds Maint. & Repair | 505                | Technology Hardware          |
| 234                | Equipment Maintenance & Repair     | 506                | Technology Software          |
| 235                | Vehicle Maintenance & Repair       | 507                | Building Improvements        |
| 236                | Radio Maintenance & Repair         | 508                | Bioterrorism Grant           |
| 237                | Contract Maintenance & Repair      | 509                | Land Acquisitions            |
| 238                | Copier Maintenance & Repair        |                    |                              |
| 239                | Copier Lease                       | <b>600</b>         | <b>Reimbursement</b>         |
| 240                | Uniform Maintenance                | 601                | Reimbursement                |
| 242                | Attorney Fees                      |                    |                              |
| 243                | Jury Fees/Witness Fees             | <b>700</b>         | <b>Transfer To...</b>        |
| 244                | Litigation                         | 700                | Transfer                     |
| 245                | Briefs                             | 702                | General Equipment Reserve    |
| 246                | Transcripts                        | 703                | Special Machinery Reserve    |
| 247                | Autopsies                          | 708                | Solid Waste Capital Reserve  |
| 248                | Contributions to Outside Agencies  | 720                | County Building Reserve      |
| 249                | Tuition Reimbursement              | 735                | Risk Management Reserve      |
| 250                | Rock Hauling                       | 752                | Ambulance Equipment Reserve  |
| 251                | Solid Waste Disposal               |                    |                              |
| 252                | Road Maintenance Contracts         |                    |                              |
| 255                | Hardware Support/Licensing         |                    |                              |
| 256                | Software Support/Licensing         |                    |                              |
| 258                | Physicals                          |                    |                              |
| 259                | Employment Physicals               |                    |                              |
| 260                | Medical Care                       |                    |                              |
| 261                | Lab Services                       |                    |                              |
| 262                | Kansas Drug Testing                |                    |                              |
| 291                | Contract Operator                  |                    |                              |
| 299                | Other Contractual Services         |                    |                              |

## BUDGET OVERVIEW TAX SUPPORTED FUNDS

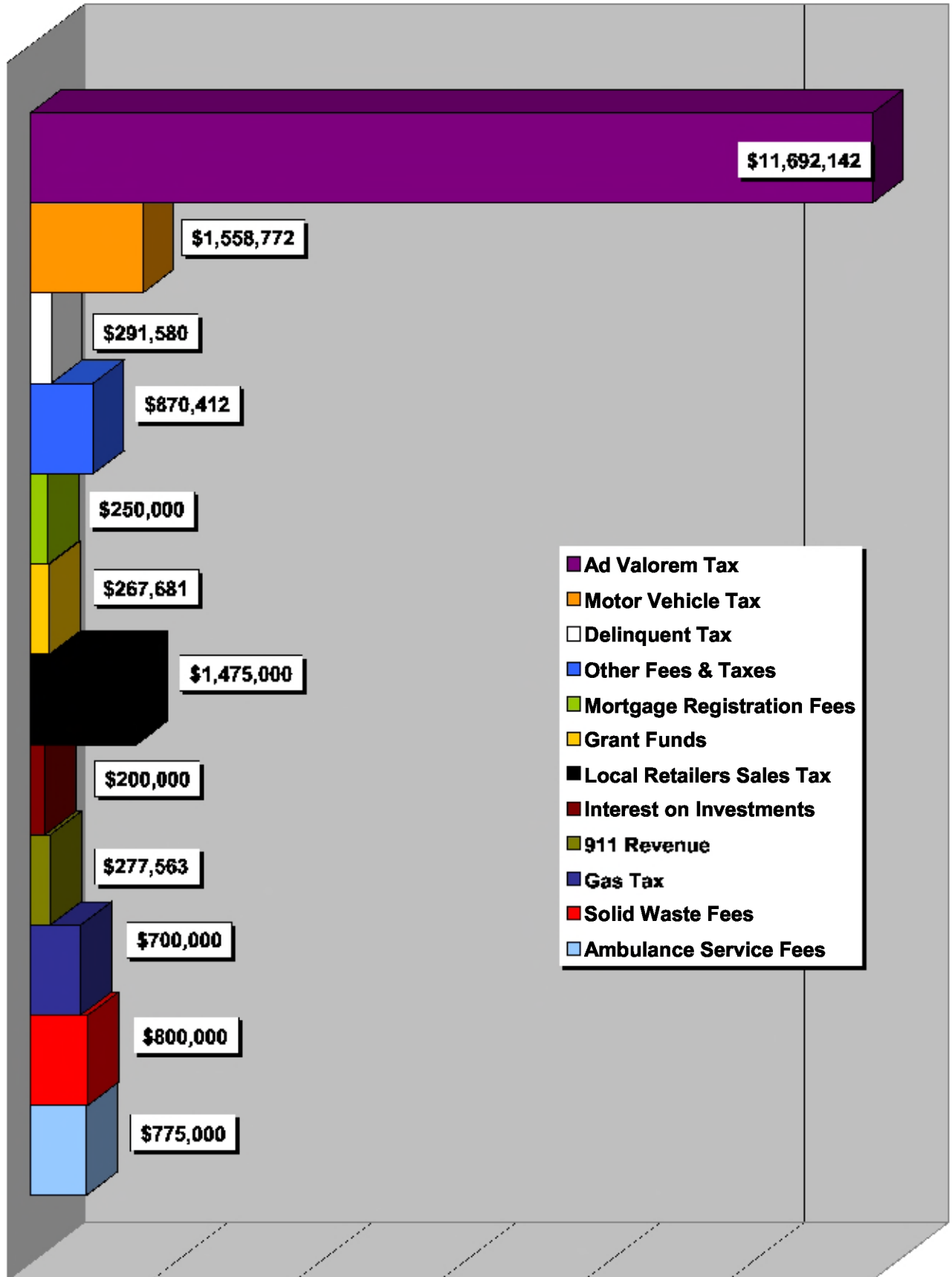
| Fund                       | 2009                 |                 | 2010                      |                 | 2011                  |                                    |                       |                                 |               |
|----------------------------|----------------------|-----------------|---------------------------|-----------------|-----------------------|------------------------------------|-----------------------|---------------------------------|---------------|
|                            | Actual Expenditures  | Actual Tax Rate | Current Est. Expenditures | Actual Tax Rate | Proposed Expenditures | Ad Valorem Tax without Delinquency | 5.0% Delinquency Rate | Ad Valorem Tax with Delinquency | Tax Rate      |
| General                    | \$ 6,478,788         | 14.952          | \$ 6,916,142              | 14.446          | \$ 7,560,588          | \$ 3,699,338                       | \$ 184,967            | \$ 3,884,305                    | 18.688        |
| Road & Bridge              | \$ 4,027,420         | 16.086          | \$ 4,677,487              | 15.286          | \$ 5,056,663          | \$ 2,656,697                       | \$ 132,835            | \$ 2,789,532                    | 13.421        |
| Special Bridge             | \$ 211,773           | 0.906           | \$ 252,036                | 0.824           | \$ 290,050            | \$ 97,599                          | \$ 4,880              | \$ 102,479                      | 0.493         |
| Ambulance                  | \$ 1,450,098         | 3.381           | \$ 1,447,647              | 2.585           | \$ 1,476,455          | \$ 516,881                         | \$ 25,844             | \$ 542,726                      | 2.611         |
| Appraisal                  | \$ 321,015           | 1.312           | \$ 301,937                | 1.332           | \$ 89,979             | \$ -                               | \$ -                  | \$ -                            | 0.000         |
| Bond & Interest            | \$ 675,145           | 2.510           | \$ 1,183,226              | 5.664           | \$ 1,204,330          | \$ 913,628                         | \$ 45,681             | \$ 959,310                      | 4.615         |
| County Building            | \$ 150,000           | 0.842           | \$ 140,251                | 0.274           | \$ 251,142            | \$ 240,900                         | \$ 12,045             | \$ 252,945                      | 1.217         |
| Election                   | \$ 119,328           | 0.576           | \$ 181,170                | 0.628           | \$ 144,650            | \$ 94,635                          | \$ 4,732              | \$ 99,367                       | 0.478         |
| Employee Benefit           | \$ 2,645,534         | 10.811          | \$ 2,581,271              | 10.732          | \$ 2,886,779          | \$ 2,097,412                       | \$ 104,871            | \$ 2,202,283                    | 10.596        |
| Health Department          | \$ 699,046           | 0.921           | \$ 818,266                | 0.940           | \$ 807,319            | \$ 134,729                         | \$ 6,736              | \$ 141,465                      | 0.681         |
| Noxious Weeds              | \$ -                 | 0.771           | \$ -                      | 0.800           | \$ -                  | \$ 133,459                         | \$ 6,673              | \$ 140,132                      | 0.674         |
| Special Liability          | \$ 143,899           | 0.345           | \$ 197,405                | 0.347           | \$ 450,527            | \$ 111,147                         | \$ 5,557              | \$ 116,705                      | 0.561         |
| Conservation District      | \$ 41,069            | 0.177           | \$ 43,976                 | 0.194           | \$ 43,943             | \$ 34,358                          | \$ 1,718              | \$ 36,076                       | 0.174         |
| Services for the Elderly   | \$ 191,050           | 0.790           | \$ 167,120                | 0.712           | \$ 166,734            | \$ 133,713                         | \$ 6,686              | \$ 140,399                      | 0.675         |
| Extension Council          | \$ 221,378           | 0.940           | \$ 226,726                | 0.994           | \$ 39,135             | \$ -                               | \$ -                  | \$ -                            | 0.000         |
| Fair Premium               | \$ 6,878             | 0.029           | \$ 6,995                  | 0.031           | \$ 7,027              | \$ 5,641                           | \$ 282                | \$ 5,923                        | 0.028         |
| Fair Building              | \$ 6,984             | 0.029           | \$ 6,704                  | 0.030           | \$ 7,027              | \$ 5,683                           | \$ 284                | \$ 5,967                        | 0.029         |
| Historical Society         | \$ 88,551            | 0.371           | \$ 80,642                 | 0.350           | \$ 81,313             | \$ 66,048                          | \$ 3,302              | \$ 69,350                       | 0.334         |
| Mental Health              | \$ 139,830           | 0.598           | \$ 145,641                | 0.639           | \$ 145,555            | \$ 117,177                         | \$ 5,859              | \$ 123,036                      | 0.592         |
| Developmental Disabilities | \$ 90,765            | 0.384           | \$ 95,000                 | 0.418           | \$ 95,362             | \$ 76,325                          | \$ 3,816              | \$ 80,142                       | 0.386         |
| <b>TOTALS</b>              | <b>\$ 17,708,551</b> | <b>56.731</b>   | <b>\$ 19,469,642</b>      | <b>57.226</b>   | <b>\$ 20,804,578</b>  | <b>\$ 11,135,372</b>               | <b>\$ 556,769</b>     | <b>\$ 11,692,140</b>            | <b>56.253</b> |

# WHERE THE AD VALOREM TAX GOES AD VALOREM

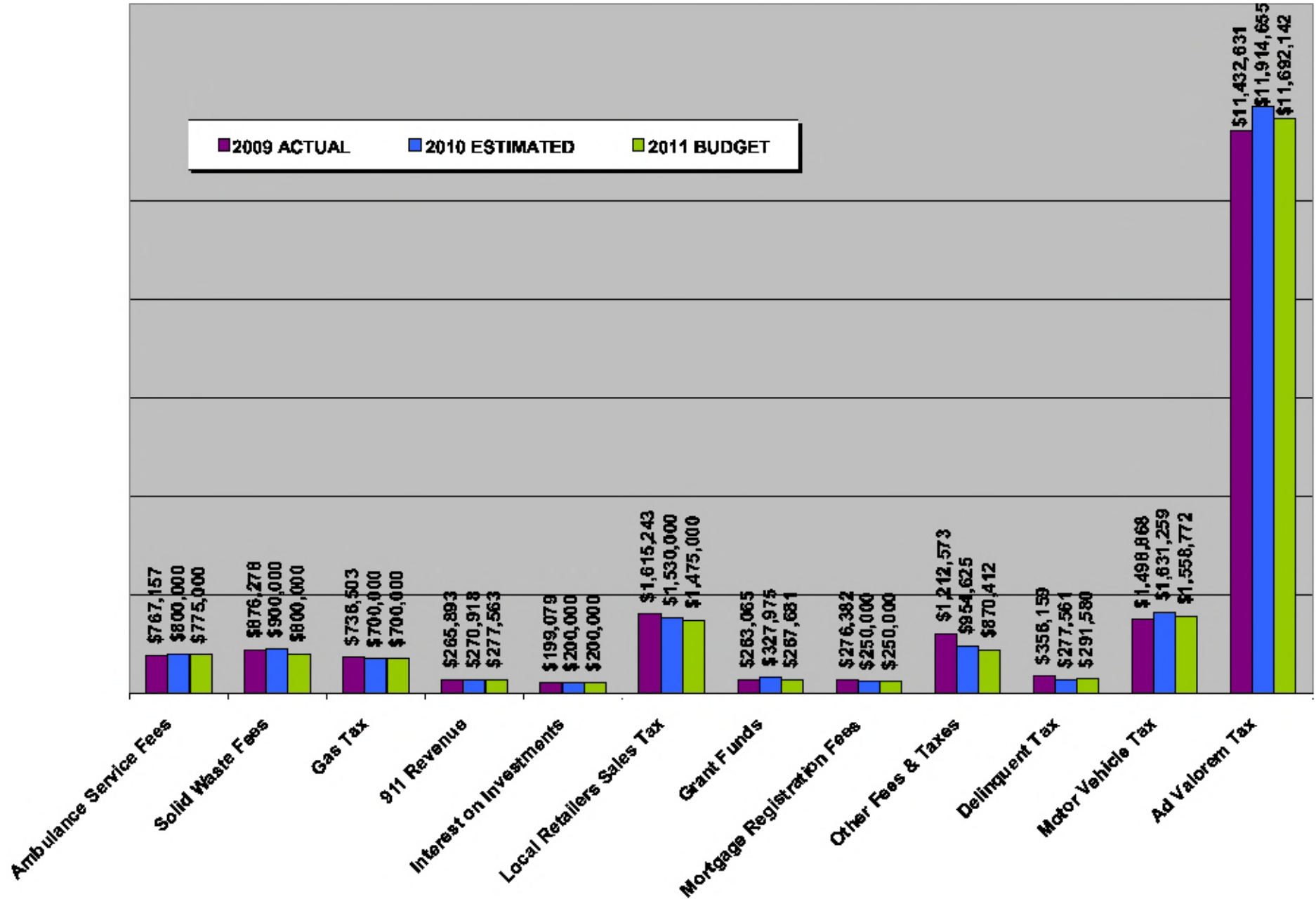


|                          |                            |                   |                       |
|--------------------------|----------------------------|-------------------|-----------------------|
| General                  | Road & Bridge              | Special Bridge    | Ambulance             |
| Bond & Interest          | County Building            | Election          | Employee Benefit      |
| Health Department        | Noxious Weeds              | Special Liability | Conservation District |
| Services for the Elderly | Fair Premium               | Fair Building     | Historical Society    |
| Mental Health            | Developmental Disabilities |                   |                       |

# REVENUE SOURCES FOR ALL COUNTY OPERATING FUNDS



### 3 YEAR COMPARISON OF REVENUE SOURCES FOR ALL COUNTY OPERATING FUNDS



## SUMMARY OF ACCOUNTS

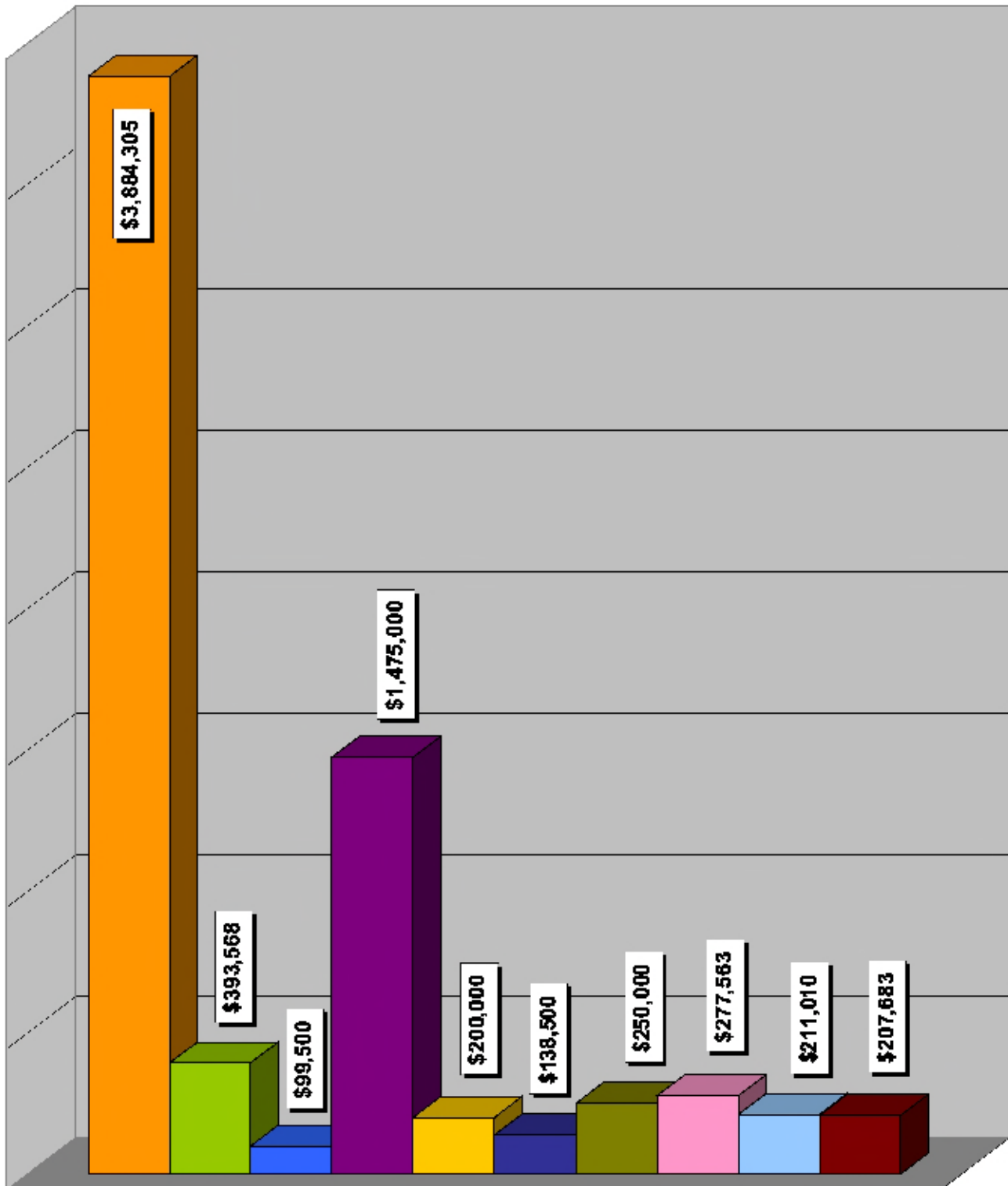
| BUDGET                        | PERSONNEL            | CONTRACTUAL         | COMMODITIES         | DEBT SERVICES       | CAPITAL OUTLAY    | TRANSFERS         | REIMBURSEMENTS      | NRA              | TOTAL                |
|-------------------------------|----------------------|---------------------|---------------------|---------------------|-------------------|-------------------|---------------------|------------------|----------------------|
| County Commission             | \$ 170,054           | \$ 499,377          | \$ 6,000            | \$ -                | \$ 3,000          | \$ -              | \$ -                | \$ 17,534        | \$ 695,965           |
| County Clerk                  | \$ 128,628           | \$ 5,020            | \$ 8,500            | \$ -                | \$ 3,000          | \$ -              | \$ -                | \$ -             | \$ 145,148           |
| County Treasurer              | \$ 149,050           | \$ 57,245           | \$ 7,500            | \$ -                | \$ 3,400          | \$ -              | \$ (46,795)         | \$ -             | \$ 170,400           |
| County Attorney               | \$ 390,577           | \$ 38,380           | \$ 8,800            | \$ -                | \$ 7,700          | \$ -              | \$ (250)            | \$ -             | \$ 445,207           |
| Register of Deeds             | \$ 116,023           | \$ 2,750            | \$ 2,000            | \$ -                | \$ 1,000          | \$ -              | \$ -                | \$ -             | \$ 121,773           |
| Sheriff                       | \$ 1,378,373         | \$ 31,500           | \$ 119,750          | \$ -                | \$ 56,000         | \$ -              | \$ (20,000)         | \$ -             | \$ 1,565,623         |
| District Court                | \$ 10,456            | \$ 223,500          | \$ 22,000           | \$ -                | \$ 25,300         | \$ -              | \$ (11,000)         | \$ -             | \$ 270,256           |
| Building & Grounds            | \$ 148,860           | \$ 198,980          | \$ 42,200           | \$ -                | \$ -              | \$ -              | \$ (6,000)          | \$ -             | \$ 384,040           |
| Emergency Management          | \$ 83,000            | \$ 35,330           | \$ 9,710            | \$ -                | \$ 10,000         | \$ -              | \$ -                | \$ -             | \$ 138,040           |
| County Jail                   | \$ 587,607           | \$ 238,150          | \$ 113,900          | \$ -                | \$ 6,000          | \$ -              | \$ (30,000)         | \$ -             | \$ 915,657           |
| Planning & Building           | \$ 143,677           | \$ 26,789           | \$ 8,500            | \$ -                | \$ 900            | \$ -              | \$ (9,000)          | \$ -             | \$ 170,866           |
| Capital Outlay                | \$ -                 | \$ -                | \$ -                | \$ -                | \$ 200,000        | \$ -              | \$ -                | \$ -             | \$ 200,000           |
| Vermont Road                  | \$ -                 | \$ -                | \$ -                | \$ -                | \$ -              | \$ -              | \$ -                | \$ -             | \$ -                 |
| District Wide Court           | \$ -                 | \$ 78,480           | \$ -                | \$ -                | \$ -              | \$ -              | \$ (43,885)         | \$ -             | \$ 34,595            |
| County Appraiser              | \$ 318,279           | \$ 16,770           | \$ 6,860            | \$ -                | \$ -              | \$ -              | \$ -                | \$ -             | \$ 341,909           |
| Economic Development          | \$ -                 | \$ 45,000           | \$ -                | \$ -                | \$ -              | \$ -              | \$ -                | \$ -             | \$ 45,000            |
| Administration                | \$ 138,557           | \$ 64,920           | \$ 6,000            | \$ -                | \$ 1,500          | \$ -              | \$ -                | \$ -             | \$ 210,977           |
| Storage Facility              | \$ -                 | \$ 15,500           | \$ -                | \$ -                | \$ -              | \$ -              | \$ (3,600)          | \$ -             | \$ 11,900            |
| Emergency Communications      | \$ 543,861           | \$ 7,850            | \$ 2,400            | \$ -                | \$ 1,300          | \$ -              | \$ -                | \$ -             | \$ 555,411           |
| Information Technology        | \$ 165,533           | \$ 22,035           | \$ 1,800            | \$ -                | \$ -              | \$ -              | \$ -                | \$ -             | \$ 189,368           |
| Technology Services           | \$ -                 | \$ 229,884          | \$ 53,500           | \$ -                | \$ 35,000         | \$ -              | \$ (50,000)         | \$ -             | \$ 268,384           |
| Environmental Health          | \$ 71,433            | \$ 11,701           | \$ 2,580            | \$ -                | \$ -              | \$ -              | \$ -                | \$ -             | \$ 85,714            |
| Juvenile Detention            | \$ 600,040           | \$ 22,215           | \$ 20,750           | \$ -                | \$ 1,350          | \$ -              | \$ (50,000)         | \$ -             | \$ 594,355           |
| <b>GENERAL FUND TOTAL</b>     | <b>\$ 5,144,008</b>  | <b>\$ 1,871,376</b> | <b>\$ 442,750</b>   | <b>\$ -</b>         | <b>\$ 355,450</b> | <b>\$ -</b>       | <b>\$ (270,530)</b> | <b>\$ 17,534</b> | <b>\$ 7,560,588</b>  |
| Road & Bridge                 | \$ 977,606           | \$ 1,331,765        | \$ 2,149,500        | \$ 168,200          | \$ 300,000        | \$ 292,000        | \$ (175,000)        | \$ 12,592        | \$ 5,056,663         |
| Special Bridge                | \$ 119,587           | \$ 41,000           | \$ 115,500          | \$ -                | \$ -              | \$ 18,500         | \$ (5,000)          | \$ 463           | \$ 290,050           |
| Ambulance                     | \$ 1,191,855         | \$ 62,550           | \$ 119,600          | \$ -                | \$ -              | \$ 100,000        | \$ -                | \$ 2,450         | \$ 1,476,455         |
| Appraisal                     | \$ -                 | \$ -                | \$ -                | \$ -                | \$ -              | \$ 89,979         | \$ -                | \$ -             | \$ 89,979            |
| Bond & Interest               | \$ -                 | \$ -                | \$ -                | \$ 1,200,000        | \$ -              | \$ -              | \$ -                | \$ 4,330         | \$ 1,204,330         |
| County Building               | \$ -                 | \$ -                | \$ -                | \$ -                | \$ -              | \$ 250,000        | \$ -                | \$ 1,142         | \$ 251,142           |
| Election                      | \$ 77,701            | \$ 39,000           | \$ 33,500           | \$ -                | \$ -              | \$ -              | \$ (6,000)          | \$ 449           | \$ 144,650           |
| Employee Benefit              | \$ 2,817,155         | \$ -                | \$ -                | \$ 72,603           | \$ -              | \$ -              | \$ (12,920)         | \$ 9,941         | \$ 2,886,779         |
| Health Department             | \$ 513,260           | \$ 113,400          | \$ 168,020          | \$ -                | \$ 2,000          | \$ 10,000         | \$ -                | \$ 639           | \$ 807,319           |
| Noxious Weed                  | \$ 121,617           | \$ 16,825           | \$ 117,800          | \$ -                | \$ 850            | \$ -              | \$ (73,000)         | \$ 633           | \$ 184,725           |
| Solid Waste Fund              | \$ 341,901           | \$ 631,290          | \$ 102,250          | \$ -                | \$ -              | \$ 96,000         | \$ -                | \$ -             | \$ 1,171,441         |
| Motor Vehicle                 | \$ 132,213           | \$ 10,001           | \$ 14,810           | \$ -                | \$ -              | \$ 65,000         | \$ -                | \$ -             | \$ 222,024           |
| Special Liability             | \$ -                 | \$ 400,000          | \$ -                | \$ -                | \$ -              | \$ 50,000         | \$ -                | \$ 527           | \$ 450,527           |
| Conservation District         | \$ -                 | \$ 43,780           | \$ -                | \$ -                | \$ -              | \$ -              | \$ -                | \$ 163           | \$ 43,943            |
| Services for the Elderly      | \$ -                 | \$ 244,813          | \$ -                | \$ -                | \$ -              | \$ -              | \$ (78,713)         | \$ 634           | \$ 166,734           |
| Extension Council             | \$ -                 | \$ 39,135           | \$ -                | \$ -                | \$ -              | \$ -              | \$ -                | \$ -             | \$ 39,135            |
| Fair Premium                  | \$ -                 | \$ 7,000            | \$ -                | \$ -                | \$ -              | \$ -              | \$ -                | \$ 27            | \$ 7,027             |
| Fair Building                 | \$ -                 | \$ 7,000            | \$ -                | \$ -                | \$ -              | \$ -              | \$ -                | \$ 27            | \$ 7,027             |
| Historical Society            | \$ -                 | \$ 81,000           | \$ -                | \$ -                | \$ -              | \$ -              | \$ -                | \$ 313           | \$ 81,313            |
| Mental Health                 | \$ -                 | \$ 145,000          | \$ -                | \$ -                | \$ -              | \$ -              | \$ -                | \$ 555           | \$ 145,555           |
| Developmental Disabilities    | \$ -                 | \$ 95,000           | \$ -                | \$ -                | \$ -              | \$ -              | \$ -                | \$ 362           | \$ 95,362            |
| Annex                         | \$ 39,548            | \$ 364,847          | \$ 14,300           | \$ -                | \$ 286,438        | \$ -              | \$ -                | \$ -             | \$ 705,133           |
| <b>NON-GENERAL FUND TOTAL</b> | <b>\$ 6,332,443</b>  | <b>\$ 3,673,406</b> | <b>\$ 2,835,280</b> | <b>\$ 1,440,803</b> | <b>\$ 589,288</b> | <b>\$ 971,479</b> | <b>\$ (350,633)</b> | <b>\$ 35,247</b> | <b>\$ 15,527,313</b> |
| <b>TOTAL</b>                  | <b>\$ 11,476,451</b> | <b>\$ 5,544,782</b> | <b>\$ 3,278,030</b> | <b>\$ 1,440,803</b> | <b>\$ 944,738</b> | <b>\$ 971,479</b> | <b>\$ (621,163)</b> | <b>\$ 52,781</b> | <b>\$ 23,087,901</b> |

## GENERAL FUND REVENUES

| REVENUE                           | 2008 ACTUAL         | 2009 ACTUAL         | 2010 BUDGETED       | 2010<br>ESTIMATED   | 2011 BUDGETED       |
|-----------------------------------|---------------------|---------------------|---------------------|---------------------|---------------------|
| Motor Vehicle Tax                 | \$ 398,811          | \$ 370,229          | \$ 405,467          | \$ 405,467          | \$ 371,164          |
| Personal Delinquent Tax           | \$ 2,176            | \$ 3,543            | \$ 2,000            | \$ 2,000            | \$ 2,000            |
| Real Estate Delinquent Tax        | \$ 107,505          | \$ 93,010           | \$ 70,000           | \$ 70,000           | \$ 97,500           |
| Recreational Vehicle Tax          | \$ 8,687            | \$ 8,112            | \$ 8,851            | \$ 8,851            | \$ 8,329            |
| 16/20 Motor Vehicle Tax           | \$ 15,553           | \$ 15,792           | \$ 14,888           | \$ 14,888           | \$ 14,075           |
| Slider                            | \$ 6,475            | \$ 5,349            | \$ -                | \$ -                | \$ -                |
| Local Retailers Sales Tax         | \$ 1,774,968        | \$ 1,615,243        | \$ 1,530,000        | \$ 1,530,000        | \$ 1,475,000        |
| Mineral Production Sales Tax      | \$ 838              | \$ 690              | \$ 750              | \$ 750              | \$ 750              |
| Interest on Current Tax           | \$ 39,424           | \$ 31,752           | \$ 25,000           | \$ 30,000           | \$ 30,000           |
| Interest on Delinquent Tax        | \$ 145,161          | \$ 160,579          | \$ 90,000           | \$ 120,000          | \$ 100,000          |
| Interest on Personal Tax          | \$ 4,525            | \$ 3,532            | \$ 3,500            | \$ 3,500            | \$ 3,500            |
| Interest on Motor Vehicle Tax     | \$ 7,304            | \$ 20,352           | \$ 3,500            | \$ 10,000           | \$ 5,000            |
| Special Alcohol                   | \$ 2,428            | \$ 1,638            | \$ 2,820            | \$ 2,820            | \$ 8,223            |
| Neighborhood Revitalization Fees  | \$ 5,100            | \$ 5,100            | \$ 4,500            | \$ 4,500            | \$ 5,000            |
| Interest on Investments           | \$ 500,410          | \$ 199,079          | \$ 250,000          | \$ 200,000          | \$ 200,000          |
| Commission Fees                   | \$ 16,164           | \$ 13,942           | \$ 15,000           | \$ 12,000           | \$ 12,000           |
| County Clerk Fees                 | \$ 1,064            | \$ 754              | \$ 1,000            | \$ 1,000            | \$ 1,000            |
| Mortgage Registration Fees        | \$ 296,830          | \$ 276,382          | \$ 250,000          | \$ 250,000          | \$ 250,000          |
| Register of Deeds Fees            | \$ 53,711           | \$ 53,107           | \$ 50,000           | \$ 50,000           | \$ 50,000           |
| Sheriff Fees                      | \$ 134,964          | \$ 101,339          | \$ 60,000           | \$ 60,000           | \$ 40,000           |
| Clerk of District Court Fees      | \$ 26,535           | \$ 22,660           | \$ 20,000           | \$ 20,000           | \$ 20,000           |
| Emergency Management Fees         | \$ 10,463           | \$ 10,500           | \$ 36,000           | \$ 36,000           | \$ 36,000           |
| Jail Receipts                     | \$ 13,960           | \$ 12,153           | \$ 12,000           | \$ 12,000           | \$ 12,000           |
| Appraiser Fees                    | \$ -                | \$ -                | \$ -                | \$ -                | \$ 3,000            |
| Planning & Building Fees          | \$ 29,368           | \$ 26,301           | \$ 25,000           | \$ 25,000           | \$ 25,000           |
| Administration Fees               | \$ 735              | \$ 790              | \$ 350              | \$ 350              | \$ 350              |
| Storage Facility Rent             | \$ 12,496           | \$ 11,176           | \$ 12,000           | \$ 12,000           | \$ 12,000           |
| 911 Payment from City of Ottawa   | \$ 291,730          | \$ 265,893          | \$ 270,918          | \$ 270,918          | \$ 277,563          |
| Internet Fees                     | \$ 1,245            | \$ 4,410            | \$ -                | \$ 2,460            | \$ 2,460            |
| Environmental LEPP Grant          | \$ 13,631           | \$ 9,769            | \$ 9,723            | \$ 9,723            | \$ 8,931            |
| Environmental Health Fees         | \$ 11,300           | \$ 11,290           | \$ 10,000           | \$ 10,000           | \$ 10,000           |
| Juvenile Detention Fees           | \$ 26,727           | \$ 10,982           | \$ 10,000           | \$ 10,000           | \$ 10,000           |
| Juvenile Detention Grants         | \$ -                | \$ -                | \$ 3,573            | \$ 6,000            | \$ 6,000            |
| MV Operating                      | \$ 79,971           | \$ 65,291           | \$ 65,000           | \$ 73,480           | \$ 65,000           |
| Tax Sale                          | \$ 2,140            | \$ 5,620            | \$ 1,000            | \$ 1,000            | \$ 1,000            |
| Cereal Malt Beverage Stamp        | \$ 250              | \$ 451              | \$ -                | \$ -                | \$ -                |
| Other Grants                      | \$ -                | \$ 500              | \$ -                | \$ -                | \$ -                |
| Nieghborhood Revitalization (NRA) | \$ -                | \$ -                | \$ -                | \$ -                | \$ -                |
| Operating Transfer from Appraiser | \$ -                | \$ -                | \$ -                | \$ -                | \$ 89,979           |
| Miscellaneous                     | \$ 7,266            | \$ 6,070            | \$ -                | \$ -                | \$ -                |
| <b>Non Ad Valorem Tax Revenue</b> | <b>\$ 4,049,915</b> | <b>\$ 3,443,380</b> | <b>\$ 3,262,840</b> | <b>\$ 3,264,707</b> | <b>\$ 3,252,824</b> |
| <i>Beginning Cash Balance</i>     | \$ 1,625,162        | \$ 1,273,787        | \$ 1,011,248        | \$ 1,251,587        | \$ 608,426          |
| Plus Ad Valorem Tax               | \$ 2,866,654        | \$ 3,013,208        | \$ 2,832,650        | \$ 2,832,650        | \$ 3,699,338        |
| <i>Ad Valorem w/Delinquency</i>   | \$ 2,866,654        | \$ 3,013,208        | \$ 3,045,443        | \$ 3,008,274        | \$ 3,884,305        |
| <b>TOTAL RESOURCES*</b>           | <b>\$ 8,541,731</b> | <b>\$ 7,730,375</b> | <b>\$ 7,106,738</b> | <b>\$ 7,524,568</b> | <b>\$ 7,560,588</b> |
| Less Expenditures                 | \$ 7,267,944        | \$ 6,478,788        | \$ 7,106,738        | \$ 6,916,142        | \$ 7,560,588        |
| <b>BALANCE FORWARD, DEC. 31</b>   | <b>\$ 1,273,787</b> | <b>\$ 1,251,587</b> | <b>\$ -</b>         | <b>\$ 608,426</b>   | <b>\$ -</b>         |

\* 2010 Estimated Total Resources Includes Ad Valorem w/Delinquency

## GENERAL FUND - SUMMARY OF REVENUES

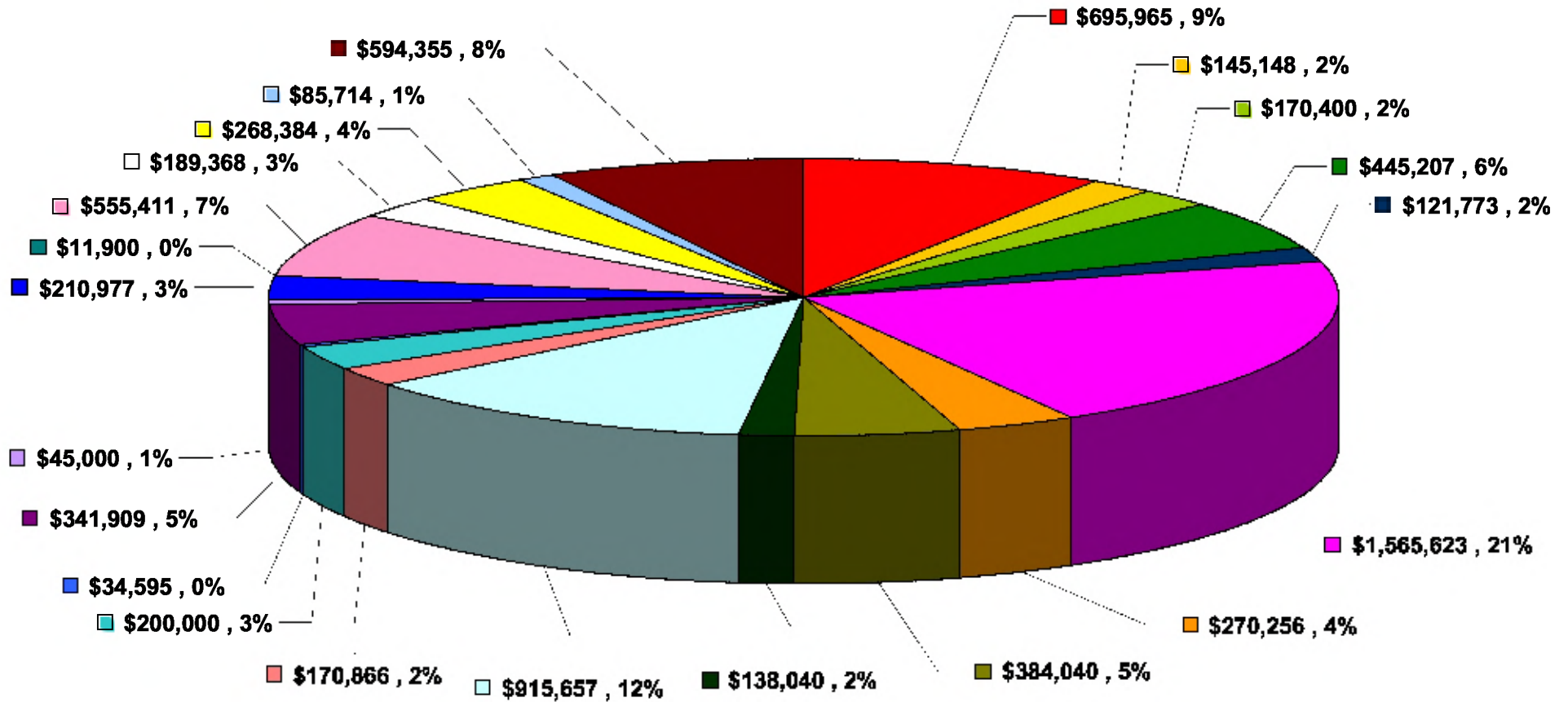


- |                              |                           |                          |
|------------------------------|---------------------------|--------------------------|
| ■ Ad Valorem Tax             | ■ Motor Vehicle Tax       | ■ Delinquent Tax         |
| ■ Local Retailers Sales Tax  | ■ Interest on Investments | ■ Interest on Idle Funds |
| ■ Mortgage Registration Fees | ■ 911 Payment             | ■ Departmental Fees      |
| ■ Other Revenues             |                           |                          |

## GENERAL FUND EXPENDITURES

| <b>Fund</b>  | <b>Budget</b>             | <b>Actual 2009</b>  | <b>Budget 2010</b>  | <b>Estimated 2010</b> | <b>Budgeted 2011</b> |
|--------------|---------------------------|---------------------|---------------------|-----------------------|----------------------|
| 501          | County Commission         | \$ 503,073          | \$ 550,320          | \$ 522,201            | \$ 695,965           |
| 502          | County Clerk              | \$ 134,008          | \$ 144,275          | \$ 144,148            | \$ 145,148           |
| 503          | County Treasurer          | \$ 163,931          | \$ 168,370          | \$ 168,645            | \$ 170,400           |
| 504          | County Attorney           | \$ 423,747          | \$ 451,280          | \$ 441,307            | \$ 445,207           |
| 505          | Register of Deeds         | \$ 118,959          | \$ 122,024          | \$ 121,773            | \$ 121,773           |
| 506          | Sheriff                   | \$ 1,572,029        | \$ 1,655,829        | \$ 1,585,527          | \$ 1,565,623         |
| 507          | District Court            | \$ 261,899          | \$ 270,251          | \$ 270,243            | \$ 270,256           |
| 508          | Building & Grounds        | \$ 321,853          | \$ 382,835          | \$ 377,840            | \$ 384,040           |
| 509          | Emergency Management      | \$ 91,486           | \$ 135,931          | \$ 129,962            | \$ 138,040           |
| 510          | County Jail               | \$ 784,202          | \$ 895,472          | \$ 891,640            | \$ 915,657           |
| 512          | Planning & Building       | \$ 158,272          | \$ 168,999          | \$ 169,232            | \$ 170,866           |
| 513          | Capital Outlay            | \$ -                | \$ 200,000          | \$ 200,000            | \$ 200,000           |
| 515          | District Wide Court       | \$ 20,061           | \$ 34,595           | \$ 34,595             | \$ 34,595            |
| 516          | County Appraiser          | \$ -                | \$ -                | \$ -                  | \$ 341,909           |
| 517          | Economic Development      | \$ 48,000           | \$ 45,000           | \$ 45,000             | \$ 45,000            |
| 519          | Administration            | \$ 177,378          | \$ 210,494          | \$ 206,227            | \$ 210,977           |
| 540          | Storage Facility          | \$ 11,069           | \$ 11,900           | \$ 11,900             | \$ 11,900            |
| 566          | Emergency Communications  | \$ 557,720          | \$ 543,856          | \$ 538,177            | \$ 555,411           |
| 567          | Information Technology    | \$ 115,084          | \$ 198,392          | \$ 188,675            | \$ 189,368           |
| 568          | Technology Services       | \$ 253,067          | \$ 247,384          | \$ 240,884            | \$ 268,384           |
| 570          | Environmental Health      | \$ 78,637           | \$ 83,659           | \$ 85,434             | \$ 85,714            |
| 595          | Juvenile Detention        | \$ 437,313          | \$ 585,872          | \$ 542,732            | \$ 594,355           |
|              | Lease Purchase Agreements | \$ 47,000           | \$ -                | \$ -                  | \$ -                 |
|              | Operating Transfers       | \$ 200,000          | \$ -                | \$ -                  | \$ -                 |
| <b>Total</b> |                           | <b>\$ 6,478,788</b> | <b>\$ 7,106,738</b> | <b>\$ 6,916,142</b>   | <b>\$ 7,560,588</b>  |

# GENERAL FUND - SUMMARY OF EXPENDITURES



|                      |                          |                        |                     |
|----------------------|--------------------------|------------------------|---------------------|
| County Commission    | County Clerk             | County Treasurer       | County Attorney     |
| Register of Deeds    | Sheriff                  | District Court         | Building & Grounds  |
| Emergency Management | County Jail              | Planning & Building    | Capital Outlay      |
| District Wide Court  | County Appraiser         | Economic Development   | Administration      |
| Storage Facility     | Emergency Communications | Information Technology | Technology Services |
| Environmental Health | Juvenile Detention       |                        |                     |

# THE GENERAL FUND



**2011 COUNTY COMMISSION BUDGET  
FUND #501**

| <b>EXPENDITURE SUMMARY</b>         |                                      |                       |                    |
|------------------------------------|--------------------------------------|-----------------------|--------------------|
| <b>Fund: 501</b>                   | <b>Department: County Commission</b> |                       | <b>Budget: 001</b> |
| <b>ACCOUNT</b>                     | <b>ACTUAL 2009</b>                   | <b>ESTIMATED 2010</b> | <b>BUDGET 2011</b> |
| <b>PERSONAL SERVICES</b>           | \$ 165,611                           | \$ 169,304            | \$ 170,054         |
| <b>CONTRACTUAL SERVICES</b>        | \$ 363,146                           | \$ 331,877            | \$ 499,377         |
| <b>COMMODITIES/SUPPLIES</b>        | \$ 4,318                             | \$ 4,500              | \$ 6,000           |
| <b>DEBT SERVICES</b>               | \$ -                                 | \$ -                  | \$ -               |
| <b>CAPITAL OUTLAY</b>              | \$ -                                 | \$ 2,000              | \$ 3,000           |
| <b>TRANSFER TO...</b>              | \$ -                                 | \$ -                  | \$ -               |
| <b>REIMBURSEMENT</b>               | \$ (30,002)                          | \$ -                  | \$ -               |
| <b>NEIGHBORHOOD REVITALIZATION</b> | \$ -                                 | \$ 14,520             | \$ 17,534          |
| <b>TOTAL</b>                       | <b>\$ 503,073</b>                    | <b>\$ 522,201</b>     | <b>\$ 695,965</b>  |

| <b>PERSONNEL SCHEDULE</b>       |              |                   |                         |                        |                        |                    |                    |
|---------------------------------|--------------|-------------------|-------------------------|------------------------|------------------------|--------------------|--------------------|
| <b>POSITION</b>                 | <b>GRADE</b> | <b>PAY RANGE</b>  | <b>NO. OF EMPLOYEES</b> |                        |                        | <b>BUDGET 2010</b> | <b>BUDGET 2011</b> |
|                                 |              |                   | <b>ACTUAL 2009 FTE</b>  | <b>BUDGET 2010 FTE</b> | <b>BUDGET 2011 FTE</b> |                    |                    |
| County Commissioner             | Elected      | \$16,982          | 5                       | 5                      | 5                      | \$ 83,245          | \$ 84,910          |
| County Counselor                | 7            | \$26.16 - \$37.37 | 1                       | 1                      | 1                      | \$ 61,278          | \$ 62,394          |
| Coroner                         | Unclass.     | N/A               | n/a                     | n/a                    | n/a                    | \$ 16,800          | \$ 16,800          |
| <b>Total Employees (FTE)</b>    |              |                   | <u>6</u>                | <u>6</u>               | <u>6</u>               | <u>\$ 161,323</u>  | <u>\$ 164,104</u>  |
| Overtime                        |              |                   |                         |                        |                        | \$ -               | \$ -               |
| Longevity Expense               |              |                   |                         |                        |                        | \$ 4,000           | \$ 4,750           |
| Cost of Living Adjustment       |              |                   |                         |                        |                        | \$ 2,900           | \$ -               |
| Chairperson Stipend             |              |                   |                         |                        |                        | \$ 1,200           | \$ 1,200           |
| <b>TOTAL PERSONNEL EXPENSES</b> |              |                   |                         |                        |                        | <b>\$ 169,423</b>  | <b>\$ 170,054</b>  |

# COUNTY COMMISSION EXPENDITURE BUDGET

| EXPENDITURE DETAIL                                |                   |                   |                   |                   |
|---|-------------------|-------------------|-------------------|-------------------|
| ACCOUNT & SUB-ACCOUNT DETAIL                      | ACTUAL 2009       | BUDGET 2010       | ESTIMATED 2010    | BUDGETED 2011     |
| <b>100 Personal Services</b>                      |                   |                   |                   |                   |
| 101 Salaries                                      | \$ 162,111        | \$ 161,323        | \$ 164,104        | \$ 164,104        |
| 106 Longevity                                     | \$ 3,500          | \$ 4,000          | \$ 4,000          | \$ 4,750          |
| 107 Cost of Living Adjustment                     | \$ -              | \$ 2,900          | \$ -              | \$ -              |
| Chairperson Stipend                               | \$ -              | \$ 1,200          | \$ 1,200          | \$ 1,200          |
|   | \$ 165,611        | \$ 169,423        | \$ 169,304        | \$ 170,054        |
| <b>200 Contractual Services</b>                   |                   |                   |                   |                   |
| 201 Travel  | \$ 3,783          | \$ 10,000         | \$ 7,500          | \$ 10,000         |
| 202 Training & Education                          | \$ 5,818          | \$ 2,000          | \$ 2,000          | \$ 4,000          |
| 204 Postage                                       | \$ 551            | \$ 1,500          | \$ 1,000          | \$ 1,500          |
| 206 Dues & Memberships                            | \$ 13,341         | \$ 14,000         | \$ 14,000         | \$ 15,000         |
| 207 Advertisement                                 | \$ 25,633         | \$ 25,000         | \$ 25,000         | \$ 28,000         |
| 209 Professional Services: Autopsy                | \$ 21,151         | \$ 30,000         | \$ 30,000         | \$ 32,000         |
| 209 Professional Services: Audit                  | \$ 21,150         | \$ 25,000         | \$ 23,000         | \$ 25,000         |
| 209 Professional Services: Other Services         | \$ 9,828          | \$ 10,000         | \$ 10,000         | \$ 12,000         |
| 212 Building Rent                                 | \$ 37,792         | \$ 37,792         | \$ 37,792         | \$ 37,792         |
| 220 Insurance                                     | \$ 125,000        | \$ 125,000        | \$ 125,000        | \$ 125,000        |
| 224 Legal Expenses                                | \$ -              | \$ 2,500          | \$ -              | \$ 2,500          |
| 230 Employee Banquet                              | \$ 2,178          | \$ 3,000          | \$ 3,000          | \$ 3,000          |
| 234 Equipment Maintenance & Repair                | \$ 4,200          | \$ 13,000         | \$ 10,000         | \$ 15,000         |
| 248 Contributions: Bea Martin Peck Animal Shelter | \$ 38,500         | \$ 37,585         | \$ 37,585         | \$ 37,585         |
| 248 Contributions: Lake Region RC&D               | \$ 1,000          | \$ 1,000          | \$ 1,000          | \$ 1,000          |
| 299 Other Contractual Services                    | \$ 53,221         | \$ 20,000         | \$ 5,000          | \$ 150,000        |
|   | \$ 363,146        | \$ 357,377        | \$ 331,877        | \$ 499,377        |
| <b>300 Commodities/Supplies</b>                   |                   |                   |                   |                   |
| 301 Office Supplies                               | \$ 822            | \$ 3,000          | \$ 1,500          | \$ 3,000          |
| 399 Other Commodities & Supplies                  | \$ 3,496          | \$ 3,000          | \$ 3,000          | \$ 3,000          |
|   | \$ 4,318          | \$ 6,000          | \$ 4,500          | \$ 6,000          |
| <b>400 Debt Service</b>                           |                   |                   |                   |                   |
|   | \$ -              | \$ -              | \$ -              | \$ -              |
|   | \$ -              | \$ -              | \$ -              | \$ -              |
| <b>500 Capital Outlay</b>                         |                   |                   |                   |                   |
| 503 Office Furniture & Equipment                  | \$ -              | \$ 2,000          | \$ 1,000          | \$ 2,000          |
| 505 Technology Hardware                           | \$ -              | \$ 1,000          | \$ 1,000          | \$ 1,000          |
|   | \$ -              | \$ 3,000          | \$ 2,000          | \$ 3,000          |
| <b>700 Transfer To...</b>                         |                   |                   |                   |                   |
|   | \$ -              | \$ -              | \$ -              | \$ -              |
|   | \$ -              | \$ -              | \$ -              | \$ -              |
| <b>TOTAL</b>                                      | <b>\$ 533,075</b> | <b>\$ 535,800</b> | <b>\$ 507,681</b> | <b>\$ 678,431</b> |
| <b>600 Reimbursement</b>                          |                   |                   |                   |                   |
| 601 Reimbursement                                 | \$ (30,002)       | \$ -              | \$ -              | \$ -              |
|   | \$ (30,002)       | \$ -              | \$ -              | \$ -              |
| <i>Neighborhood Revitalization Adjustment</i>     | \$ -              | \$ 14,520         | \$ 14,520         | \$ 17,534         |
| <b>TOTAL</b>                                      | <b>\$ 503,073</b> | <b>\$ 550,320</b> | <b>\$ 522,201</b> | <b>\$ 695,965</b> |

**2011 COUNTY CLERK BUDGET  
FUND #502**

| <b>EXPENDITURE SUMMARY</b>  |                                 |                   |                    |
|-----------------------------|---------------------------------|-------------------|--------------------|
| <b>Fund: 502</b>            | <b>Department: County Clerk</b> |                   | <b>Budget: 001</b> |
| ACCOUNT                     | ACTUAL 2009                     | ESTIMATED 2010    | BUDGET 2011        |
| PERSONAL SERVICES           | \$ 121,255                      | \$ 128,628        | \$ 128,628         |
| CONTRACTUAL SERVICES        | \$ 4,772                        | \$ 5,020          | \$ 5,020           |
| COMMODITIES/SUPPLIES        | \$ 7,226                        | \$ 8,500          | \$ 8,500           |
| DEBT SERVICES               | \$ -                            | \$ -              | \$ -               |
| CAPITAL OUTLAY              | \$ 801                          | \$ 2,000          | \$ 3,000           |
| TRANSFER TO...              | \$ -                            | \$ -              | \$ -               |
| REIMBURSEMENT               | \$ (46)                         | \$ -              | \$ -               |
| NEIGHBORHOOD REVITALIZATION | \$ -                            | \$ -              | \$ -               |
| <b>TOTAL</b>                | <b>\$ 134,008</b>               | <b>\$ 144,148</b> | <b>\$ 145,148</b>  |

| <b>PERSONNEL SCHEDULE</b>       |         |                   |                  |                 |                 |                   |                   |
|---------------------------------|---------|-------------------|------------------|-----------------|-----------------|-------------------|-------------------|
| POSITION                        | GRADE   | PAY RANGE         | NO. OF EMPLOYEES |                 |                 | BUDGET 2010       | BUDGET 2011       |
|                                 |         |                   | ACTUAL 2009 FTE  | BUDGET 2010 FTE | BUDGET 2011 FTE |                   |                   |
| County Clerk                    | Elected | N/A               | 1                | 1               | 1               | \$ 53,346         | \$ 54,412         |
| Deputy County Clerk             | 4       | \$15.93 - \$22.76 | 0                | 1               | 1               | \$ 34,921         | \$ 35,620         |
| Accounts Payable                | 3       | \$13.18 - \$18.84 | 1                | 0               | 0               | \$ -              | \$ -              |
| Clerk II                        | 2       | \$10.82 - \$15.45 | 1                | 1               | 1               | \$ 30,581         | \$ 31,346         |
| Total Employees (FTE)           |         |                   | 3                | 3               | 3               | \$ 118,848        | \$ 121,378        |
| Overtime                        |         |                   |                  |                 |                 | \$ 4,000          | \$ 4,000          |
| Longevity Expense               |         |                   |                  |                 |                 | \$ 3,250          | \$ 3,250          |
| Cost of Living Adjustment       |         |                   |                  |                 |                 | \$ 2,377          | \$ -              |
| <b>TOTAL PERSONNEL EXPENSES</b> |         |                   |                  |                 |                 | <b>\$ 128,475</b> | <b>\$ 128,628</b> |

## COUNTY CLERK EXPENDITURE BUDGET

| EXPENDITURE DETAIL                            |                   |                   |                   |                   |
|---|-------------------|-------------------|-------------------|-------------------|
| ACCOUNT & SUB-ACCOUNT DETAIL                  | ACTUAL 2009       | BUDGET 2010       | ESTIMATED 2010    | BUDGETED 2011     |
| <b>100 <u>Personal Services</u></b>           |                   |                   |                   |                   |
| 101 Salaries                                  | \$ 118,255        | \$ 118,848        | \$ 121,378        | \$ 121,378        |
| 103 Overtime                                  | \$ -              | \$ 4,000          | \$ 4,000          | \$ 4,000          |
| 106 Longevity                                 | \$ 3,000          | \$ 3,250          | \$ 3,250          | \$ 3,250          |
| 107 Cost of Living Adjustment                 | \$ -              | \$ 2,377          | \$ -              | \$ -              |
|   | \$ 121,255        | \$ 128,475        | \$ 128,628        | \$ 128,628        |
| <b>200 <u>Contractual Services</u></b>        |                   |                   |                   |                   |
| 201 Travel                                    | \$ 1,374          | \$ 800            | \$ 800            | \$ 800            |
| 204 Postage                                   | \$ 2,968          | \$ 3,000          | \$ 3,000          | \$ 3,000          |
| 205 Telephone/Pager                           | \$ 140            | \$ -              | \$ 720            | \$ 720            |
| 206 Dues & Memberships                        | \$ 290            | \$ 500            | \$ 500            | \$ 500            |
|   | \$ 4,772          | \$ 4,300          | \$ 5,020          | \$ 5,020          |
| <b>300 <u>Commodities/Supplies</u></b>        |                   |                   |                   |                   |
| 301 Office Supplies                           | \$ 7,013          | \$ 6,500          | \$ 6,500          | \$ 6,500          |
| 399 Other Commodities & Supplies              | \$ 213            | \$ 2,000          | \$ 2,000          | \$ 2,000          |
|   | \$ 7,226          | \$ 8,500          | \$ 8,500          | \$ 8,500          |
| <b>400 <u>Debt Services</u></b>               |                   |                   |                   |                   |
|   | \$ -              | \$ -              | \$ -              | \$ -              |
|   | \$ -              | \$ -              | \$ -              | \$ -              |
| <b>500 <u>Capital Outlay</u></b>              |                   |                   |                   |                   |
| 503 Office Furniture & Equipment              | \$ 801            | \$ 3,000          | \$ 2,000          | \$ 3,000          |
|   | \$ 801            | \$ 3,000          | \$ 2,000          | \$ 3,000          |
| <b>700 <u>Transfer To...</u></b>              |                   |                   |                   |                   |
|   | \$ -              | \$ -              | \$ -              | \$ -              |
|   | \$ -              | \$ -              | \$ -              | \$ -              |
| <b>TOTAL</b>                                  | <b>\$ 134,054</b> | <b>\$ 144,275</b> | <b>\$ 144,148</b> | <b>\$ 145,148</b> |
| <b>600 <u>Reimbursement</u></b>               |                   |                   |                   |                   |
| 601 Reimbursement                             | \$ (46)           | \$ -              | \$ -              | \$ -              |
|   | \$ (46)           | \$ -              | \$ -              | \$ -              |
| <i>Neighborhood Revitalization Adjustment</i> | \$ -              | \$ -              | \$ -              | \$ -              |
| <b>TOTAL</b>                                  | <b>\$ 134,008</b> | <b>\$ 144,275</b> | <b>\$ 144,148</b> | <b>\$ 145,148</b> |

**2011 COUNTY TREASURER BUDGET  
FUND #503**

| <b>EXPENDITURE SUMMARY</b>  |                                     |                   |                    |
|-----------------------------|-------------------------------------|-------------------|--------------------|
| <b>Fund: 503</b>            | <b>Department: County Treasurer</b> |                   | <b>Budget: 001</b> |
| ACCOUNT                     | ACTUAL 2009                         | ESTIMATED 2010    | BUDGET 2011        |
| PERSONAL SERVICES           | \$ 145,828                          | \$ 148,800        | \$ 149,050         |
| CONTRACTUAL SERVICES        | \$ 38,612                           | \$ 60,845         | \$ 57,245          |
| COMMODITIES/SUPPLIES        | \$ 4,844                            | \$ 8,000          | \$ 7,500           |
| DEBT SERVICES               | \$ -                                | \$ -              | \$ -               |
| CAPITAL OUTLAY              | \$ 1,741                            | \$ 1,000          | \$ 3,400           |
| TRANSFER TO...              | \$ -                                | \$ -              | \$ -               |
| REIMBURSEMENT               | \$ (27,094)                         | \$ (50,000)       | \$ (46,795)        |
| NEIGHBORHOOD REVITALIZATION | \$ -                                | \$ -              | \$ -               |
| <b>TOTAL</b>                | <b>\$ 163,931</b>                   | <b>\$ 168,645</b> | <b>\$ 170,400</b>  |

| <b>PERSONNEL SCHEDULE</b>       |         |                   |                  |                 |                 |                   |                   |
|---------------------------------|---------|-------------------|------------------|-----------------|-----------------|-------------------|-------------------|
| POSITION                        | GRADE   | PAY RANGE         | NO. OF EMPLOYEES |                 |                 | BUDGET 2010       | BUDGET 2011       |
|                                 |         |                   | ACTUAL 2009 FTE  | BUDGET 2010 FTE | BUDGET 2011 FTE |                   |                   |
| County Treasurer                | Elected | N/A               | 1                | 1               | 1               | \$ 53,346         | \$ 54,412         |
| Deputy County Treasurer         | 4       | \$16.09 - \$22.98 | 1                | 1               | 1               | \$ 35,852         | \$ 36,927         |
| Clerk II                        | 2       | \$8.65 - \$12.36  | 2                | 2               | 2               | \$ 52,230         | \$ 53,411         |
| Total Full Time Employees       |         |                   | 4                | 4               | 4               | \$ 141,428        | \$ 144,750        |
| Clerk I (part-time)             | 1       | \$8.65 - \$12.36  | n/a              | n/a             | n/a             | \$ -              | \$ -              |
| Total Employees (FTE)           |         |                   | 4                | 4               | 4               | \$ 141,428        | \$ 144,750        |
| Overtime                        |         |                   |                  |                 |                 | \$ 300            | \$ 300            |
| Longevity Expense               |         |                   |                  |                 |                 | \$ 3,750          | \$ 4,000          |
| Cost of Living Adjustment       |         |                   |                  |                 |                 | \$ 3,047          | \$ -              |
| <b>TOTAL PERSONNEL EXPENSES</b> |         |                   |                  |                 |                 | <b>\$ 148,525</b> | <b>\$ 149,050</b> |

## COUNTY TREASURER EXPENDITURE BUDGET

| EXPENDITURE DETAIL                            |                   |                   |                   |                   |
|---|-------------------|-------------------|-------------------|-------------------|
| ACCOUNT & SUB-ACCOUNT DETAIL                  | ACTUAL 2009       | BUDGET 2010       | ESTIMATED 2010    | BUDGETED 2011     |
| <b>100 Personal Services</b>                  |                   |                   |                   |                   |
| 101 Salaries                                  | \$ 142,078        | \$ 141,428        | \$ 144,750        | \$ 144,750        |
| 103 Overtime                                  | \$ -              | \$ 300            | \$ 300            | \$ 300            |
| 106 Longevity                                 | \$ 3,750          | \$ 3,750          | \$ 3,750          | \$ 4,000          |
| 107 Cost of Living Adjustment                 | \$ -              | \$ 3,047          | \$ -              | \$ -              |
|   | \$ 145,828        | \$ 148,525        | \$ 148,800        | \$ 149,050        |
| <b>200 Contractual Services</b>               |                   |                   |                   |                   |
| 201 Travel                                    | \$ 150            | \$ 300            | \$ 300            | \$ 300            |
| 202 Education & Training                      | \$ 500            | \$ 500            | \$ 500            | \$ 500            |
| 204 Postage                                   | \$ 37,140         | \$ 57,000         | \$ 57,000         | \$ 54,095         |
| 206 Dues & Memberships                        | \$ 200            | \$ 250            | \$ 250            | \$ 250            |
| 209 Professional Services                     | \$ 144            | \$ 1,195          | \$ 1,195          | \$ 600            |
| 234 Equipment Maintenance & Repair            | \$ -              | \$ 1,500          | \$ 1,500          | \$ 1,500          |
| 299 Other Contractual Services                | \$ 478            | \$ 100            | \$ 100            | \$ -              |
|   | \$ 38,612         | \$ 60,845         | \$ 60,845         | \$ 57,245         |
| <b>300 Commodities/Supplies</b>               |                   |                   |                   |                   |
| 301 Office Supplies                           | \$ 4,844          | \$ 8,000          | \$ 8,000          | \$ 7,500          |
|   | \$ 4,844          | \$ 8,000          | \$ 8,000          | \$ 7,500          |
| <b>400 Debt Services</b>                      |                   |                   |                   |                   |
|   | \$ -              | \$ -              | \$ -              | \$ -              |
|   | \$ -              | \$ -              | \$ -              | \$ -              |
| <b>500 Capital Outlay</b>                     |                   |                   |                   |                   |
| 503 Office Furniture & Equipment              | \$ 119            | \$ 1,000          | \$ 1,000          | \$ 1,000          |
| 505 Technology Hardware                       | \$ 1,622          | \$ -              | \$ -              | \$ 2,400          |
|   | \$ 1,741          | \$ 1,000          | \$ 1,000          | \$ 3,400          |
| <b>700 Transfer To...</b>                     |                   |                   |                   |                   |
|   | \$ -              | \$ -              | \$ -              | \$ -              |
|   | \$ -              | \$ -              | \$ -              | \$ -              |
| <b>TOTAL</b>                                  | <b>\$ 191,025</b> | <b>\$ 218,370</b> | <b>\$ 218,645</b> | <b>\$ 217,195</b> |
| <b>600 Reimbursement</b>                      |                   |                   |                   |                   |
| 601 Reimbursement                             | \$ (27,094)       | \$ (50,000)       | \$ (50,000)       | \$ (46,795)       |
|   | \$ (27,094)       | \$ (50,000)       | \$ (50,000)       | \$ (46,795)       |
| <i>Neighborhood Revitalization Adjustment</i> | \$ -              | \$ -              | \$ -              | \$ -              |
| <b>TOTAL</b>                                  | <b>\$ 163,931</b> | <b>\$ 168,370</b> | <b>\$ 168,645</b> | <b>\$ 170,400</b> |

**2011 COUNTY ATTORNEY BUDGET  
FUND #504**

| <b>EXPENDITURE SUMMARY</b>  |                                    |                   |                    |
|-----------------------------|------------------------------------|-------------------|--------------------|
| <b>Fund: 504</b>            | <b>Department: County Attorney</b> |                   | <b>Budget: 001</b> |
| ACCOUNT                     | ACTUAL 2009                        | ESTIMATED 2010    | BUDGET 2011        |
| PERSONAL SERVICES           | \$ 378,049                         | \$ 390,077        | \$ 390,577         |
| CONTRACTUAL SERVICES        | \$ 33,493                          | \$ 38,380         | \$ 38,380          |
| COMMODITIES/SUPPLIES        | \$ 8,882                           | \$ 8,800          | \$ 8,800           |
| DEBT SERVICES               | \$ -                               | \$ -              | \$ -               |
| CAPITAL OUTLAY              | \$ 5,142                           | \$ 4,300          | \$ 7,700           |
| TRANSFER TO...              | \$ -                               | \$ -              | \$ -               |
| REIMBURSEMENT               | \$ (1,819)                         | \$ (250)          | \$ (250)           |
| NEIGHBORHOOD REVITALIZATION | \$ -                               | \$ -              | \$ -               |
| <b>TOTAL</b>                | <b>\$ 423,747</b>                  | <b>\$ 441,307</b> | <b>\$ 445,207</b>  |

| <b>PERSONNEL SCHEDULE</b>       |         |                   |                  |                 |                 |                   |                   |
|---------------------------------|---------|-------------------|------------------|-----------------|-----------------|-------------------|-------------------|
| POSITION                        | GRADE   | PAY RANGE         | NO. OF EMPLOYEES |                 |                 | BUDGET 2010       | BUDGET 2011       |
|                                 |         |                   | ACTUAL 2009 FTE  | BUDGET 2010 FTE | BUDGET 2011 FTE |                   |                   |
| County Attorney                 | Elected | N/A               | 1                | 1               | 1               | \$ 70,972         | \$ 72,391         |
| Deputy County Attorney          | 6a      | \$24.27 - \$34.66 | 1                | 0               | 0               | \$ -              | \$ -              |
| Assistant County Attorney       | 6       | \$22.37 - \$31.94 | 2                | 3               | 3               | \$ 148,648        | \$ 146,673        |
| Office Manager                  | 4       | \$16.09 - \$22.98 | 1                | 1               | 1               | \$ 36,215         | \$ 36,760         |
| Legal Secretary                 | 2a      | \$12.13 - \$17.33 | 4                | 4               | 4               | \$ 118,655        | \$ 117,929        |
| Total Full Time Employees       |         |                   | 9                | 9               | 9               | \$ 374,490        | \$ 373,753        |
| Admin Assistant (part-time)     | 2       | \$10.82 - \$15.45 | n/a              | n/a             | n/a             | \$ 11,138         | \$ 10,924         |
| Legal Intern (part-time)        | N/A     | \$12.50           | n/a              | n/a             | n/a             | \$ -              | \$ -              |
| Total Employees (FTE)           |         |                   | 9                | 9               | 9               | \$ 385,628        | \$ 384,677        |
| Overtime                        |         |                   |                  |                 |                 | \$ 400            | \$ 400            |
| Longevity Expense               |         |                   |                  |                 |                 | \$ 6,000          | \$ 5,500          |
| Cost of Living Adjustment       |         |                   |                  |                 |                 | \$ 7,972          | \$ -              |
| <b>TOTAL PERSONNEL EXPENSES</b> |         |                   |                  |                 |                 | <b>\$ 400,000</b> | <b>\$ 390,577</b> |

## COUNTY ATTORNEY EXPENDITURE BUDGET

| EXPENDITURE DETAIL                            |                   |                   |                   |                   |
|---|-------------------|-------------------|-------------------|-------------------|
| ACCOUNT & SUB-ACCOUNT DETAIL                  | ACTUAL 2009       | BUDGET 2010       | ESTIMATED 2010    | BUDGETED 2011     |
| <b>100 <u>Personal Services</u></b>           |                   |                   |                   |                   |
| 101 Salaries                                  | \$ 366,723        | \$ 374,490        | \$ 373,753        | \$ 373,753        |
| 102 Part-time Salaries                        | \$ 7,076          | \$ 11,138         | \$ 10,924         | \$ 10,924         |
| 103 Overtime                                  | \$ -              | \$ 400            | \$ 400            | \$ 400            |
| 106 Longevity                                 | \$ 4,250          | \$ 6,000          | \$ 5,000          | \$ 5,500          |
| 107 Cost of Living Adjustment                 | \$ -              | \$ 7,972          | \$ -              | \$ -              |
|   | \$ 378,049        | \$ 400,000        | \$ 390,077        | \$ 390,577        |
| <b>200 <u>Contractual Services</u></b>        |                   |                   |                   |                   |
| 204 Postage                                   | \$ 1,967          | \$ 2,500          | \$ 2,500          | \$ 2,500          |
| 205 Telephone / Pager                         | \$ 4,515          | \$ 2,880          | \$ 2,880          | \$ 2,880          |
| 206 Dues & Memberships                        | \$ 3,035          | \$ 2,000          | \$ 2,000          | \$ 2,000          |
| 210 Books & Publications                      | \$ 2,640          | \$ 4,000          | \$ 4,000          | \$ 4,000          |
| 244 Litigation                                | \$ 9,964          | \$ 13,000         | \$ 13,000         | \$ 13,000         |
| 245 Briefs                                    | \$ 11,372         | \$ 14,000         | \$ 14,000         | \$ 14,000         |
|   | \$ 33,493         | \$ 38,380         | \$ 38,380         | \$ 38,380         |
| <b>300 <u>Commodities/Supplies</u></b>        |                   |                   |                   |                   |
| 301 Office Supplies                           | \$ 7,185          | \$ 7,000          | \$ 7,000          | \$ 7,000          |
| 399 Other Commodities & Supplies              | \$ 1,697          | \$ 1,800          | \$ 1,800          | \$ 1,800          |
|   | \$ 8,882          | \$ 8,800          | \$ 8,800          | \$ 8,800          |
| <b>400 <u>Debt Services</u></b>               |                   |                   |                   |                   |
|   | \$ -              | \$ -              | \$ -              | \$ -              |
|   | \$ -              | \$ -              | \$ -              | \$ -              |
| <b>500 <u>Capital Outlay</u></b>              |                   |                   |                   |                   |
| 503 Office Furniture & Equipment              | \$ 1,643          | \$ 1,000          | \$ 1,000          | \$ 1,500          |
| 505 Technology Hardware                       | \$ 3,499          | \$ 3,200          | \$ 3,300          | \$ 6,200          |
|   | \$ 5,142          | \$ 4,200          | \$ 4,300          | \$ 7,700          |
| <b>700 <u>Transfer To...</u></b>              |                   |                   |                   |                   |
|   | \$ -              | \$ -              | \$ -              | \$ -              |
|   | \$ -              | \$ -              | \$ -              | \$ -              |
| <b>TOTAL</b>                                  | <b>\$ 425,566</b> | <b>\$ 451,380</b> | <b>\$ 441,557</b> | <b>\$ 445,457</b> |
| <b>600 <u>Reimbursement</u></b>               |                   |                   |                   |                   |
| 601 Reimbursement                             | \$ (1,819)        | \$ (100)          | \$ (250)          | \$ (250)          |
|   | \$ (1,819)        | \$ (100)          | \$ (250)          | \$ (250)          |
| <i>Neighborhood Revitalization Adjustment</i> | \$ -              | \$ -              | \$ -              | \$ -              |
| <b>TOTAL</b>                                  | <b>\$ 423,747</b> | <b>\$ 451,280</b> | <b>\$ 441,307</b> | <b>\$ 445,207</b> |

**2011 REGISTER OF DEEDS BUDGET  
FUND #505**

| <b>EXPENDITURE SUMMARY</b>  |                                      |                   |                    |
|-----------------------------|--------------------------------------|-------------------|--------------------|
| <b>Fund: 505</b>            | <b>Department: Register of Deeds</b> |                   | <b>Budget: 001</b> |
| ACCOUNT                     | ACTUAL 2009                          | ESTIMATED 2010    | BUDGET 2011        |
| PERSONAL SERVICES           | \$ 115,963                           | \$ 116,023        | \$ 116,023         |
| CONTRACTUAL SERVICES        | \$ 1,724                             | \$ 2,750          | \$ 2,750           |
| COMMODITIES/SUPPLIES        | \$ 1,272                             | \$ 2,000          | \$ 2,000           |
| DEBT SERVICES               | \$ -                                 | \$ -              | \$ -               |
| CAPITAL OUTLAY              | \$ -                                 | \$ 1,000          | \$ 1,000           |
| TRANSFER TO...              | \$ -                                 | \$ -              | \$ -               |
| REIMBURSEMENT               | \$ -                                 | \$ -              | \$ -               |
| NEIGHBORHOOD REVITALIZATION | \$ -                                 | \$ -              | \$ -               |
| <b>TOTAL</b>                | <b>\$ 118,959</b>                    | <b>\$ 121,773</b> | <b>\$ 121,773</b>  |

| <b>PERSONNEL SCHEDULE</b>       |         |                   |                  |                 |                 |                   |                   |
|---------------------------------|---------|-------------------|------------------|-----------------|-----------------|-------------------|-------------------|
| POSITION                        | GRADE   | PAY RANGE         | NO. OF EMPLOYEES |                 |                 | BUDGET 2010       | BUDGET 2011       |
|                                 |         |                   | ACTUAL 2009 FTE  | BUDGET 2010 FTE | BUDGET 2011 FTE |                   |                   |
| Register of Deeds               | Elected | N/A               | 1                | 1               | 1               | \$ 53,345         | \$ 54,412         |
| Deputy Register of Deeds        | 4       | \$16.09 - \$22.98 | 1                | 1               | 1               | \$ 35,860         | \$ 36,578         |
| Clerk I                         | 1       | \$8.65 - \$12.36  | 1                | 1               | 1               | \$ 21,110         | \$ 21,533         |
| Total Full Time Employees       |         |                   | 3                | 3               | 3               | \$ 110,315        | \$ 112,523        |
| Clerk II (part-time)            | 2       | \$10.82 - \$15.45 | n/a              | n/a             | n/a             | \$ -              | \$ -              |
| Total Employees (FTE)           |         |                   | 3                | 3               | 3               | \$ 110,315        | \$ 112,523        |
| Overtime                        |         |                   |                  |                 |                 | \$ -              | \$ -              |
| Longevity Expense               |         |                   |                  |                 |                 | \$ 3,500          | \$ 3,500          |
| Cost of Living Adjustment       |         |                   |                  |                 |                 | \$ 2,459          | \$ -              |
| <b>TOTAL PERSONNEL EXPENSES</b> |         |                   |                  |                 |                 | <b>\$ 116,274</b> | <b>\$ 116,023</b> |

## REGISTER OF DEEDS EXPENDITURE BUDGET

| EXPENDITURE DETAIL                            |                   |                   |                   |                   |
|---|-------------------|-------------------|-------------------|-------------------|
| ACCOUNT & SUB-ACCOUNT DETAIL                  | ACTUAL 2009       | BUDGET 2010       | ESTIMATED 2010    | BUDGETED 2011     |
| <b>100 <u>Personal Services</u></b>           |                   |                   |                   |                   |
| 101 Salaries                                  | \$ 110,143        | \$ 110,315        | \$ 112,523        | \$ 112,523        |
| 102 Part-time Salaries                        | \$ 2,320          | \$ -              | \$ -              | \$ -              |
| 106 Longevity                                 | \$ 3,500          | \$ 3,500          | \$ 3,500          | \$ 3,500          |
| 107 Cost of Living Adjustment                 | \$ -              | \$ 2,459          | \$ -              | \$ -              |
|   | \$ 115,963        | \$ 116,274        | \$ 116,023        | \$ 116,023        |
| <b>200 <u>Contractual Services</u></b>        |                   |                   |                   |                   |
| 201 Travel                                    | \$ 1,008          | \$ 1,400          | \$ 1,400          | \$ 1,400          |
| 204 Postage                                   | \$ 566            | \$ 1,200          | \$ 1,200          | \$ 1,200          |
| 206 Dues & Memberships                        | \$ 150            | \$ 150            | \$ 150            | \$ 150            |
|   | \$ 1,724          | \$ 2,750          | \$ 2,750          | \$ 2,750          |
| <b>300 <u>Commodities/Supplies</u></b>        |                   |                   |                   |                   |
| 301 Office Supplies                           | \$ 1,272          | \$ 2,000          | \$ 2,000          | \$ 2,000          |
|   | \$ 1,272          | \$ 2,000          | \$ 2,000          | \$ 2,000          |
| <b>400 <u>Debt Services</u></b>               |                   |                   |                   |                   |
|   | \$ -              | \$ -              | \$ -              | \$ -              |
|   | \$ -              | \$ -              | \$ -              | \$ -              |
| <b>500 <u>Capital Outlay</u></b>              |                   |                   |                   |                   |
| 503 Office Furniture & Equipment              | \$ -              | \$ 1,000          | \$ 1,000          | \$ 1,000          |
|   | \$ -              | \$ 1,000          | \$ 1,000          | \$ 1,000          |
| <b>700 <u>Transfer To...</u></b>              |                   |                   |                   |                   |
|   | \$ -              | \$ -              | \$ -              | \$ -              |
|   | \$ -              | \$ -              | \$ -              | \$ -              |
| <b>TOTAL</b>                                  | <b>\$ 118,959</b> | <b>\$ 122,024</b> | <b>\$ 121,773</b> | <b>\$ 121,773</b> |
| <b>600 <u>Reimbursement</u></b>               |                   |                   |                   |                   |
|   | \$ -              | \$ -              | \$ -              | \$ -              |
|   | \$ -              | \$ -              | \$ -              | \$ -              |
| <i>Neighborhood Revitalization Adjustment</i> | \$ -              | \$ -              | \$ -              | \$ -              |
| <b>TOTAL</b>                                  | <b>\$ 118,959</b> | <b>\$ 122,024</b> | <b>\$ 121,773</b> | <b>\$ 121,773</b> |

**2011 SHERIFF BUDGET  
FUND #506**

| <b>EXPENDITURE SUMMARY</b>         |                            |                     |                     |
|------------------------------------|----------------------------|---------------------|---------------------|
| <b>Fund: 506</b>                   | <b>Department: Sheriff</b> |                     | <b>Budget: 001</b>  |
| ACCOUNT                            | ACTUAL 2009                | ESTIMATED 2010      | BUDGET 2011         |
| <b>PERSONAL SERVICES</b>           | \$ 1,382,988               | \$ 1,401,477        | \$ 1,378,373        |
| <b>CONTRACTUAL SERVICES</b>        | \$ 28,567                  | \$ 33,300           | \$ 31,500           |
| <b>COMMODITIES/SUPPLIES</b>        | \$ 85,700                  | \$ 109,750          | \$ 119,750          |
| <b>DEBT SERVICES</b>               | \$ -                       | \$ -                | \$ -                |
| <b>CAPITAL OUTLAY</b>              | \$ 100,869                 | \$ 53,000           | \$ 56,000           |
| <b>TRANSFER TO...</b>              | \$ -                       | \$ -                | \$ -                |
| <b>REIMBURSEMENT</b>               | \$ (26,095)                | \$ (12,000)         | \$ (20,000)         |
| <b>NEIGHBORHOOD REVITALIZATION</b> | \$ -                       | \$ -                | \$ -                |
| <b>TOTAL</b>                       | <b>\$ 1,572,029</b>        | <b>\$ 1,585,527</b> | <b>\$ 1,565,623</b> |

| <b>PERSONNEL SCHEDULE</b>       |         |                   |                  |                 |                 |                     |                     |
|---------------------------------|---------|-------------------|------------------|-----------------|-----------------|---------------------|---------------------|
| POSITION                        | GRADE   | PAY RANGE         | NO. OF EMPLOYEES |                 |                 | BUDGET 2010         | BUDGET 2011         |
|                                 |         |                   | ACTUAL 2009 FTE  | BUDGET 2010 FTE | BUDGET 2011 FTE |                     |                     |
| Sheriff                         | Elected | N/A               | 1                | 1               | 1               | \$ 67,703           | \$ 69,057           |
| Sheriff Instructor              | N/A     | N/A               | n/a              | n/a             | n/a             | \$ 15,000           | \$ -                |
| Undersheriff                    | 6a      | \$24.27 - \$34.66 | 1                | 1               | 1               | \$ 58,978           | \$ 60,158           |
| Lieutenant                      | 6       | \$22.37 - \$31.94 | 2                | 2               | 2               | \$ 110,667          | \$ 104,932          |
| Sergeant                        | 5a      | \$20.73 - \$29.60 | 3                | 3               | 3               | \$ 143,333          | \$ 132,306          |
| Master Deputy                   | 5       | \$19.09 - \$27.27 | 10               | 10              | 10              | \$ 418,407          | \$ 421,726          |
| Sheriff's Deputy                | 4       | \$16.09 - \$22.98 | 11               | 11              | 10              | \$ 398,578          | \$ 343,884          |
| Executive Admin. Assistant      | 4       | \$16.09 - \$22.98 | 1                | 1               | 1               | \$ 35,855           | \$ 37,669           |
| Clerk III                       | 3       | \$13.18 - \$18.84 | 2                | 2               | 3               | \$ 65,018           | \$ 91,391           |
| Total Employees (FTE)           |         |                   | 31               | 31              | 31              | \$ 1,313,539        | \$ 1,261,123        |
| Overtime                        |         |                   |                  |                 |                 | \$ 89,740           | \$ 90,000           |
| Longevity Expense               |         |                   |                  |                 |                 | \$ 30,000           | \$ 23,750           |
| Cost of Living Adjustment       |         |                   |                  |                 |                 | \$ -                | \$ -                |
| Uniform Allowance               |         |                   |                  |                 |                 | \$ 3,500            | \$ 3,500            |
| <b>TOTAL PERSONNEL EXPENSES</b> |         |                   |                  |                 |                 | <b>\$ 1,436,779</b> | <b>\$ 1,378,373</b> |

# SHERIFF EXPENDITURE BUDGET

| EXPENDITURE DETAIL                            |                     |                     |                     |                     |
|---|---------------------|---------------------|---------------------|---------------------|
| ACCOUNT & SUB-ACCOUNT DETAIL                  | ACTUAL 2009         | BUDGET 2010         | ESTIMATED 2010      | BUDGETED 2011       |
| <b>100 Personal Services</b>                  |                     |                     |                     |                     |
| 101 Salaries                                  | \$ 1,354,413        | \$ 1,314,256        | \$ 1,281,487        | \$ 1,261,123        |
| 103 Overtime                                  | \$ -                | \$ 89,740           | \$ 89,740           | \$ 90,000           |
| 106 Longevity                                 | \$ 24,750           | \$ 30,000           | \$ 26,750           | \$ 23,750           |
| 107 Cost of Living Adjustment                 | \$ -                | \$ 26,285           | \$ -                | \$ -                |
| 119 Uniform Allowance                         | \$ 3,825            | \$ 3,500            | \$ 3,500            | \$ 3,500            |
|   | \$ 1,382,988        | \$ 1,463,781        | \$ 1,401,477        | \$ 1,378,373        |
| <b>200 Contractual Services</b>               |                     |                     |                     |                     |
| 201 Travel                                    | \$ 1,261            | \$ 1,250            | \$ 1,000            | \$ 1,200            |
| 202 Education & Training                      | \$ 4,448            | \$ 5,000            | \$ 5,000            | \$ 5,000            |
| 204 Postage                                   | \$ 2,584            | \$ 2,000            | \$ 2,000            | \$ 2,000            |
| 205 Telephone / Pager                         | \$ 5,145            | \$ 4,000            | \$ 6,000            | \$ 6,000            |
| 206 Dues & Memberships                        | \$ 375              | \$ 200              | \$ 200              | \$ 200              |
| 207 Legal Publications                        | \$ 300              | \$ -                | \$ -                | \$ -                |
| 208 Advertisement                             | \$ 98               | \$ 300              | \$ 300              | \$ 300              |
| 210 Books & Publications                      | \$ -                | \$ 300              | \$ 300              | \$ 300              |
| 234 Equipment Maintenance & Repair            | \$ 947              | \$ 1,000            | \$ 1,000            | \$ 1,000            |
| 235 Vehicle Maintenance & Repair              | \$ 11,514           | \$ 10,000           | \$ 12,000           | \$ 12,000           |
| 236 Radio Maintenance & Repair                | \$ 1,895            | \$ 2,000            | \$ 5,000            | \$ 3,000            |
| 258 Physicals/Vaccines                        | \$ -                | \$ 1,000            | \$ 500              | \$ 500              |
|   | \$ 28,567           | \$ 27,050           | \$ 33,300           | \$ 31,500           |
| <b>300 Commodities/Supplies</b>               |                     |                     |                     |                     |
| 301 Office Supplies                           | \$ 1,624            | \$ 1,500            | \$ 1,000            | \$ 1,000            |
| 303 Office Equipment                          | \$ 3,378            | \$ -                | \$ -                | \$ -                |
| 305 Custodial Supplies                        | \$ 467              | \$ 250              | \$ 250              | \$ 250              |
| 307 Clothing & Personal Equipment             | \$ 9,107            | \$ 3,500            | \$ 3,500            | \$ 15,000           |
| 308 Ammunition                                | \$ 2,769            | \$ 2,500            | \$ 2,500            | \$ 2,500            |
| 345 Motor Fuel                                | \$ 60,791           | \$ 102,248          | \$ 90,000           | \$ 90,000           |
| 347 Tires                                     | \$ 5,817            | \$ 9,000            | \$ 9,000            | \$ 9,000            |
| 399 Other Commodities & Supplies              | \$ 1,747            | \$ 2,000            | \$ 3,500            | \$ 2,000            |
|   | \$ 85,700           | \$ 120,998          | \$ 109,750          | \$ 119,750          |
| <b>400 Debt Services</b>                      |                     |                     |                     |                     |
|   | \$ -                | \$ -                | \$ -                | \$ -                |
|   | \$ -                | \$ -                | \$ -                | \$ -                |
| <b>500 Capital Outlay</b>                     |                     |                     |                     |                     |
| 501 Equipment & Machinery                     | \$ 60,125           | \$ 46,000           | \$ 43,000           | \$ 46,000           |
| 505 Technology Hardware                       | \$ 40,744           | \$ 10,000           | \$ 10,000           | \$ 10,000           |
|   | \$ 100,869          | \$ 56,000           | \$ 53,000           | \$ 56,000           |
| <b>700 Transfer To...</b>                     |                     |                     |                     |                     |
|   | \$ -                | \$ -                | \$ -                | \$ -                |
|   | \$ -                | \$ -                | \$ -                | \$ -                |
| <b>TOTAL</b>                                  | <b>\$ 1,598,124</b> | <b>\$ 1,667,829</b> | <b>\$ 1,597,527</b> | <b>\$ 1,585,623</b> |
| <b>600 Reimbursement</b>                      |                     |                     |                     |                     |
| 601 Reimbursement                             | \$ (26,095)         | \$ (12,000)         | \$ (12,000)         | \$ (20,000)         |
|   | \$ (26,095)         | \$ (12,000)         | \$ (12,000)         | \$ (20,000)         |
| <i>Neighborhood Revitalization Adjustment</i> | \$ -                | \$ -                | \$ -                | \$ -                |
| <b>TOTAL</b>                                  | <b>\$ 1,572,029</b> | <b>\$ 1,655,829</b> | <b>\$ 1,585,527</b> | <b>\$ 1,565,623</b> |

**2011 DISTRICT COURT BUDGET  
FUND #507**

| <b>EXPENDITURE SUMMARY</b>  |                                   |                   |                    |
|-----------------------------|-----------------------------------|-------------------|--------------------|
| <b>Fund: 507</b>            | <b>Department: District Court</b> |                   | <b>Budget: 001</b> |
| ACCOUNT                     | ACTUAL 2009                       | ESTIMATED 2010    | BUDGET 2011        |
| PERSONAL SERVICES           | \$ 10,647                         | \$ 10,443         | \$ 10,456          |
| CONTRACTUAL SERVICES        | \$ 238,445                        | \$ 223,500        | \$ 223,500         |
| COMMODITIES/SUPPLIES        | \$ 18,067                         | \$ 22,000         | \$ 22,000          |
| DEBT SERVICES               | \$ -                              | \$ -              | \$ -               |
| CAPITAL OUTLAY              | \$ 14,183                         | \$ 25,300         | \$ 25,300          |
| TRANSFER TO...              | \$ -                              | \$ -              | \$ -               |
| REIMBURSEMENT               | \$ (19,443)                       | \$ (11,000)       | \$ (11,000)        |
| NEIGHBORHOOD REVITALIZATION | \$ -                              | \$ -              | \$ -               |
| <b>TOTAL</b>                | <b>\$ 261,899</b>                 | <b>\$ 270,243</b> | <b>\$ 270,256</b>  |

| <b>PERSONNEL SCHEDULE</b>       |       |                  |                  |                 |                 |                  |                  |
|---------------------------------|-------|------------------|------------------|-----------------|-----------------|------------------|------------------|
| POSITION                        | GRADE | PAY RANGE        | NO. OF EMPLOYEES |                 |                 | BUDGET 2010      | BUDGET 2011      |
|                                 |       |                  | ACTUAL 2009 FTE  | BUDGET 2010 FTE | BUDGET 2011 FTE |                  |                  |
| File Clerk I (part-time)        | 1     | \$8.65 - \$12.36 | n/a              | n/a             | n/a             | \$ 9,472         | \$ 9,662         |
| Total Employees (FTE)           |       |                  | 0                | 0               | 0               | \$ 9,472         | \$ 9,662         |
| Overtime                        |       |                  |                  |                 |                 | \$ -             | \$ -             |
| Cost of Living Adjustment       |       |                  |                  |                 |                 | \$ 189           | \$ -             |
| Benefits                        |       |                  |                  |                 |                 | \$ 790           | \$ 794           |
| <b>TOTAL PERSONNEL EXPENSES</b> |       |                  |                  |                 |                 | <b>\$ 10,451</b> | <b>\$ 10,456</b> |

## DISTRICT COURT EXPENDITURE BUDGET

| EXPENDITURE DETAIL                            |                   |                   |                   |                   |
|---|-------------------|-------------------|-------------------|-------------------|
| ACCOUNT & SUB-ACCOUNT DETAIL                  | ACTUAL 2009       | BUDGET 2010       | ESTIMATED 2010    | BUDGETED 2011     |
| <b>100 <u>Personal Services</u></b>           |                   |                   |                   |                   |
| 102 Part-time Salaries                        | \$ 10,626         | \$ 9,472          | \$ 9,662          | \$ 9,662          |
| 107 Cost of Living Adjustment                 | \$ -              | \$ 189            | \$ -              | \$ -              |
| 111 FICA                                      | \$ -              | \$ 739            | \$ 738            | \$ 739            |
| 117 Worker's Compensation                     | \$ 21             | \$ 22             | \$ 16             | \$ 19             |
| 118 Unemployment Insurance                    | \$ -              | \$ 29             | \$ 27             | \$ 36             |
|   | \$ 10,647         | \$ 10,451         | \$ 10,443         | \$ 10,456         |
| <b>200 <u>Contractual Services</u></b>        |                   |                   |                   |                   |
| 202 Education & Training                      | \$ 2,664          | \$ 3,200          | \$ 3,200          | \$ 3,200          |
| 204 Postage                                   | \$ 12,790         | \$ 9,000          | \$ 9,000          | \$ 9,000          |
| 205 Telephone / Pager                         | \$ 9,245          | \$ 10,000         | \$ 10,000         | \$ 10,000         |
| 209 Professional Services                     | \$ 3,810          | \$ 5,500          | \$ 5,500          | \$ 5,500          |
| 242 Attorney Fees                             | \$ 145,805        | \$ 142,800        | \$ 142,800        | \$ 142,800        |
| 243 Juror Fees/Witness Fees                   | \$ 58,299         | \$ 47,000         | \$ 47,000         | \$ 47,000         |
| 246 Transcripts                               | \$ 5,832          | \$ 6,000          | \$ 6,000          | \$ 6,000          |
|   | \$ 238,445        | \$ 223,500        | \$ 223,500        | \$ 223,500        |
| <b>300 <u>Commodities/Supplies</u></b>        |                   |                   |                   |                   |
| 301 Office Supplies                           | \$ 18,067         | \$ 22,000         | \$ 22,000         | \$ 22,000         |
|   | \$ 18,067         | \$ 22,000         | \$ 22,000         | \$ 22,000         |
| <b>400 <u>Debt Services</u></b>               |                   |                   |                   |                   |
|   | \$ -              | \$ -              | \$ -              | \$ -              |
|   | \$ -              | \$ -              | \$ -              | \$ -              |
| <b>500 <u>Capital Outlay</u></b>              |                   |                   |                   |                   |
| 501 Equipment & Machinery                     | \$ 14,183         | \$ 25,300         | \$ 25,300         | \$ 25,300         |
|   | \$ 14,183         | \$ 25,300         | \$ 25,300         | \$ 25,300         |
| <b>700 <u>Transfer To...</u></b>              |                   |                   |                   |                   |
|   | \$ -              | \$ -              | \$ -              | \$ -              |
|   | \$ -              | \$ -              | \$ -              | \$ -              |
| <b>TOTAL</b>                                  | <b>\$ 281,342</b> | <b>\$ 281,251</b> | <b>\$ 281,243</b> | <b>\$ 281,256</b> |
| <b>600 <u>Reimbursement</u></b>               |                   |                   |                   |                   |
| 601 Reimbursement                             | \$ (19,443)       | \$ (11,000)       | \$ (11,000)       | \$ (11,000)       |
|   | \$ (19,443)       | \$ (11,000)       | \$ (11,000)       | \$ (11,000)       |
| <i>Neighborhood Revitalization Adjustment</i> | \$ -              | \$ -              | \$ -              | \$ -              |
| <b>TOTAL</b>                                  | <b>\$ 261,899</b> | <b>\$ 270,251</b> | <b>\$ 270,243</b> | <b>\$ 270,256</b> |

**2011 COUNTY BUILDING AND GROUNDS BUDGET  
FUND #508**

| <b>EXPENDITURE SUMMARY</b>  |  |                   |                    |
|-----------------------------|--|-------------------|--------------------|
| <b>Fund: 508</b>            | <b>Department: County Building &amp; Grounds</b> |                   | <b>Budget: 001</b> |
| ACCOUNT                     | ACTUAL 2009                                      | ESTIMATED 2010    | BUDGET 2011        |
| PERSONAL SERVICES           | \$ 143,603                                       | \$ 148,360        | \$ 148,860         |
| CONTRACTUAL SERVICES        | \$ 155,712                                       | \$ 194,980        | \$ 198,980         |
| COMMODITIES/SUPPLIES        | \$ 29,005  | \$ 40,500         | \$ 42,200          |
| DEBT SERVICES               | \$ -   | \$ -              | \$ -               |
| CAPITAL OUTLAY              | \$ -   | \$ -              | \$ -               |
| TRANSFER TO...              | \$ -   | \$ -              | \$ -               |
| REIMBURSEMENT               | \$ (6,467)                                       | \$ (6,000)        | \$ (6,000)         |
| NEIGHBORHOOD REVITALIZATION | \$ -   | \$ -              | \$ -               |
| <b>TOTAL</b>                | <b>\$ 321,853</b>                                | <b>\$ 377,840</b> | <b>\$ 384,040</b>  |

| <b>PERSONNEL SCHEDULE</b>       |       |                   |                  |                 |                 |                   |                   |
|---------------------------------|-------|-------------------|------------------|-----------------|-----------------|-------------------|-------------------|
| POSITION                        | GRADE | PAY RANGE         | NO. OF EMPLOYEES |                 |                 | BUDGET 2010       | BUDGET 2011       |
|                                 |       |                   | ACTUAL 2009 FTE  | BUDGET 2010 FTE | BUDGET 2011 FTE |                   |                   |
| Maintenance Supervisor          | 4     | \$16.09 - \$22.98 | 1                | 1               | 1               | \$ 45,940         | \$ 46,629         |
| Maintenance Technician          | 1a    | \$9.73 - \$13.91  | 1                | 1               | 1               | \$ 27,304         | \$ 27,713         |
| Custodian                       | 1     | \$8.65 - \$12.36  | 3                | 3               | 3               | \$ 68,820         | \$ 69,268         |
| Total Employees (FTE)           |       |                   | 5                | 5               | 5               | \$ 142,064        | \$ 143,610        |
| Overtime                        |       |                   |                  |                 |                 | \$ 1,000          | \$ 1,000          |
| Longevity Expense               |       |                   |                  |                 |                 | \$ 3,750          | \$ 4,250          |
| Cost of Living Adjustment       |       |                   |                  |                 |                 | \$ 2,842          | \$ -              |
| <b>TOTAL PERSONNEL EXPENSES</b> |       |                   |                  |                 |                 | <b>\$ 149,656</b> | <b>\$ 148,860</b> |

# COUNTY BUILDING AND GROUNDS EXPENDITURE BUDGET

| EXPENDITURE DETAIL                            |                   |                   |                   |                   |
|---|-------------------|-------------------|-------------------|-------------------|
| ACCOUNT & SUB-ACCOUNT DETAIL                  | ACTUAL 2009       | BUDGET 2010       | ESTIMATED 2010    | BUDGETED 2011     |
| <b>100 <u>Personal Services</u></b>           |                   |                   |                   |                   |
| 101 Salaries                                  | \$ 140,103        | \$ 142,064        | \$ 143,610        | \$ 143,610        |
| 103 Overtime                                  | \$ -              | \$ 1,000          | \$ 1,000          | \$ 1,000          |
| 106 Longevity                                 | \$ 3,500          | \$ 3,750          | \$ 3,750          | \$ 4,250          |
| 107 Cost of Living Adjustment                 | \$ -              | \$ 2,842          | \$ -              | \$ -              |
|   | \$ 143,603        | \$ 149,656        | \$ 148,360        | \$ 148,860        |
| <b>200 <u>Contractual Services</u></b>        |                   |                   |                   |                   |
| 205 Telephone / Pager                         | \$ 510            | \$ 480            | \$ 480            | \$ 480            |
| 214 Utilities                                 | \$ 118,625        | \$ 135,000        | \$ 135,000        | \$ 135,000        |
| 215 Gas Service                               | \$ 5,407          | \$ 15,000         | \$ 11,000         | \$ 15,000         |
| 234 Equipment Maintenance & Repair            | \$ 6,873          | \$ 13,500         | \$ 13,500         | \$ 13,500         |
| 299 Other Contractual Services                | \$ 24,297         | \$ 35,000         | \$ 35,000         | \$ 35,000         |
|   | \$ 155,712        | \$ 198,980        | \$ 194,980        | \$ 198,980        |
| <b>300 <u>Commodities/Supplies</u></b>        |                   |                   |                   |                   |
| 305 Custodial Supplies                        | \$ 24,350         | \$ 26,500         | \$ 26,500         | \$ 26,500         |
| 315 Parts                                     | \$ 2,985          | \$ 6,000          | \$ 6,000          | \$ 6,000          |
| 322 Printer/Copier Paper                      | \$ -              | \$ 6,000          | \$ 6,000          | \$ 6,000          |
| 345 Motor Fuel                                | \$ 1,622          | \$ 3,699          | \$ 2,000          | \$ 1,700          |
| 399 Other Commodities & Supplies              | \$ 48             | \$ -              | \$ -              | \$ 2,000          |
|   | \$ 29,005         | \$ 42,199         | \$ 40,500         | \$ 42,200         |
| <b>400 <u>Debt Services</u></b>               |                   |                   |                   |                   |
|   | \$ -              | \$ -              | \$ -              | \$ -              |
|   | \$ -              | \$ -              | \$ -              | \$ -              |
| <b>500 <u>Capital Outlay</u></b>              |                   |                   |                   |                   |
|   | \$ -              | \$ -              | \$ -              | \$ -              |
|   | \$ -              | \$ -              | \$ -              | \$ -              |
| <b>700 <u>Transfer To...</u></b>              |                   |                   |                   |                   |
|   | \$ -              | \$ -              | \$ -              | \$ -              |
|   | \$ -              | \$ -              | \$ -              | \$ -              |
| <b>TOTAL</b>                                  | <b>\$ 328,320</b> | <b>\$ 390,835</b> | <b>\$ 383,840</b> | <b>\$ 390,040</b> |
| <b>600 <u>Reimbursement</u></b>               |                   |                   |                   |                   |
| 601 Reimbursement                             | \$ (6,467)        | \$ (8,000)        | \$ (6,000)        | \$ (6,000)        |
|   | \$ (6,467)        | \$ (8,000)        | \$ (6,000)        | \$ (6,000)        |
| <i>Neighborhood Revitalization Adjustment</i> | \$ -              | \$ -              | \$ -              | \$ -              |
| <b>TOTAL</b>                                  | <b>\$ 321,853</b> | <b>\$ 382,835</b> | <b>\$ 377,840</b> | <b>\$ 384,040</b> |

**2011 EMERGENCY MANAGEMENT BUDGET  
FUND #509**

| <b>EXPENDITURE SUMMARY</b>  |   |                   |                    |
|-----------------------------|---|-------------------|--------------------|
| <b>Fund: 509</b>            | <b>Department: Emergency Management</b> |                   | <b>Budget: 001</b> |
| ACCOUNT                     | ACTUAL 2009                             | ESTIMATED 2010    | BUDGET 2011        |
| PERSONAL SERVICES           | \$ 80,074                               | \$ 83,000         | \$ 83,000          |
| CONTRACTUAL SERVICES        | \$ 48,345                               | \$ 35,562         | \$ 35,330          |
| COMMODITIES/SUPPLIES        | \$ 5,143                                | \$ 10,400         | \$ 9,710           |
| DEBT SERVICES               | \$ -                                    | \$ -              | \$ -               |
| CAPITAL OUTLAY              | \$ 997                                  | \$ 1,000          | \$ 10,000          |
| TRANSFER TO...              | \$ -                                    | \$ -              | \$ -               |
| REIMBURSEMENT               | \$ (43,073)                             | \$ -              | \$ -               |
| NEIGHBORHOOD REVITALIZATION | \$ -                                    | \$ -              | \$ -               |
| <b>TOTAL</b>                | <b>\$ 91,486</b>                        | <b>\$ 129,962</b> | <b>\$ 138,040</b>  |

| <b>PERSONNEL SCHEDULE</b>       |       |                   |                  |                 |                 |                  |                  |
|---------------------------------|-------|-------------------|------------------|-----------------|-----------------|------------------|------------------|
| POSITION                        | GRADE | PAY RANGE         | NO. OF EMPLOYEES |                 |                 | BUDGET 2010      | BUDGET 2011      |
|                                 |       |                   | ACTUAL 2009 FTE  | BUDGET 2010 FTE | BUDGET 2011 FTE |                  |                  |
| Director of Emergency Mang.     | 5     | \$19.09 - \$27.27 | 1                | 1               | 1               | \$ 49,129        | \$ 50,112        |
| Emergency Mang. Coordinator     | 3     | \$13.18 - \$18.84 | 1                | 1               | 1               | \$ 28,954        | \$ 29,388        |
| Total Employees (FTE)           |       |                   | 2                | 2               | 2               | \$ 78,083        | \$ 79,500        |
| Overtime                        |       |                   |                  |                 |                 | \$ 1,000         | \$ 1,000         |
| Longevity Expense               |       |                   |                  |                 |                 | \$ 2,500         | \$ 2,500         |
| Cost of Living Adjustment       |       |                   |                  |                 |                 | \$ 1,562         | \$ -             |
| <b>TOTAL PERSONNEL EXPENSES</b> |       |                   |                  |                 |                 | <b>\$ 83,145</b> | <b>\$ 83,000</b> |

# EMERGENCY MANAGEMENT EXPENDITURE BUDGET

| EXPENDITURE DETAIL                            |                   |                   |                   |                   |
|---|-------------------|-------------------|-------------------|-------------------|
| ACCOUNT & SUB-ACCOUNT DETAIL                  | ACTUAL 2009       | BUDGET 2010       | ESTIMATED 2010    | BUDGETED 2011     |
| <b>100 Personal Services</b>                  |                   |                   |                   |                   |
| 101 Salaries                                  | \$ 77,824         | \$ 78,083         | \$ 79,500         | \$ 79,500         |
| 103 Overtime                                  | \$ -              | \$ 1,000          | \$ 1,000          | \$ 1,000          |
| 106 Longevity                                 | \$ 2,250          | \$ 2,500          | \$ 2,500          | \$ 2,500          |
| 107 Cost of Living Adjustment                 | \$ -              | \$ 1,562          | \$ -              | \$ -              |
|   | \$ 80,074         | \$ 83,145         | \$ 83,000         | \$ 83,000         |
| <b>200 Contractual Services</b>               |                   |                   |                   |                   |
| 201 Travel                                    | \$ 390            | \$ 1,000          | \$ 750            | \$ 1,000          |
| 202 Education & Training                      | \$ 512            | \$ 750            | \$ 750            | \$ 750            |
| 204 Postage                                   | \$ 68             | \$ 100            | \$ 100            | \$ 100            |
| 205 Telephone / Pager                         | \$ 1,373          | \$ 2,250          | \$ 1,200          | \$ 1,680          |
| 206 Dues & Memberships                        | \$ 100            | \$ 100            | \$ 100            | \$ 100            |
| 209 Professional Services                     | \$ 35,550         | \$ 24,062         | \$ 24,062         | \$ 23,000         |
| 210 Books & Publications                      | \$ 25             | \$ 200            | \$ 200            | \$ 200            |
| 211 Equipment Rental                          | \$ 1,500          | \$ 1,500          | \$ 1,500          | \$ 1,500          |
| 216 Electric Services                         | \$ 1,863          | \$ 1,900          | \$ 1,900          | \$ 2,000          |
| 234 Equipment Maintenance & Repair            | \$ 2,632          | \$ 2,500          | \$ 2,500          | \$ 2,500          |
| 235 Vehicle Maintenance & Repair              | \$ 964            | \$ 1,000          | \$ 1,000          | \$ 1,000          |
| 236 Radio Maintenance & Repair                | \$ 3,368          | \$ 1,500          | \$ 1,500          | \$ 1,500          |
|   | \$ 48,345         | \$ 36,862         | \$ 35,562         | \$ 35,330         |
| <b>300 Commodities/Supplies</b>               |                   |                   |                   |                   |
| 301 Office Supplies                           | \$ 380            | \$ 1,000          | \$ 500            | \$ 750            |
| 303 Office Equipment                          | \$ 165            | \$ 1,900          | \$ 1,000          | \$ 300            |
| 304 Training Books & Materials                | \$ 415            | \$ 1,000          | \$ 500            | \$ 750            |
| 306 Safety Equipment                          | \$ 1,607          | \$ 3,000          | \$ 3,000          | \$ 2,500          |
| 340 Hand Tools                                | \$ -              | \$ 300            | \$ 300            | \$ 300            |
| 344 Propane                                   | \$ 343            | \$ 750            | \$ 500            | \$ 750            |
| 345 Motor Fuel                                | \$ 1,967          | \$ 4,124          | \$ 3,000          | \$ 2,360          |
| 346 Oil & Lubricants                          | \$ 33             | \$ 750            | \$ 350            | \$ 750            |
| 347 Tires                                     | \$ -              | \$ 500            | \$ 500            | \$ 500            |
| 399 Other Commodities & Supplies              | \$ 233            | \$ 1,000          | \$ 750            | \$ 750            |
|   | \$ 5,143          | \$ 14,324         | \$ 10,400         | \$ 9,710          |
| <b>400 Debt Services</b>                      |                   |                   |                   |                   |
|   | \$ -              | \$ -              | \$ -              | \$ -              |
|   | \$ -              | \$ -              | \$ -              | \$ -              |
| <b>500 Capital Outlay</b>                     |                   |                   |                   |                   |
| 501 Equipment & Machinery                     | \$ -              | \$ -              | \$ -              | \$ 10,000         |
| 503 Office Furniture & Equipment              | \$ 997            | \$ -              | \$ -              | \$ -              |
| 505 Technology Hardware                       | \$ -              | \$ 1,600          | \$ 1,000          | \$ -              |
|   | \$ 997            | \$ 1,600          | \$ 1,000          | \$ 10,000         |
| <b>700 Transfer To...</b>                     |                   |                   |                   |                   |
|   | \$ -              | \$ -              | \$ -              | \$ -              |
|   | \$ -              | \$ -              | \$ -              | \$ -              |
| <b>TOTAL</b>                                  | <b>\$ 134,559</b> | <b>\$ 135,931</b> | <b>\$ 129,962</b> | <b>\$ 138,040</b> |
| <b>600 Reimbursement</b>                      |                   |                   |                   |                   |
| 601 Reimbursement                             | \$ (43,073)       | \$ -              | \$ -              | \$ -              |
|   | \$ (43,073)       | \$ -              | \$ -              | \$ -              |
| <i>Neighborhood Revitalization Adjustment</i> | \$ -              | \$ -              | \$ -              | \$ -              |
| <b>TOTAL</b>                                  | <b>\$ 91,486</b>  | <b>\$ 135,931</b> | <b>\$ 129,962</b> | <b>\$ 138,040</b> |

**2011 COUNTY JAIL BUDGET  
FUND #510**

| <b>EXPENDITURE SUMMARY</b>         |                                |                       |                    |
|------------------------------------|--------------------------------|-----------------------|--------------------|
| <b>Fund: 510</b>                   | <b>Department: County Jail</b> |                       | <b>Budget: 001</b> |
| <b>ACCOUNT</b>                     | <b>ACTUAL 2009</b>             | <b>ESTIMATED 2010</b> | <b>BUDGET 2011</b> |
| <b>PERSONAL SERVICES</b>           | \$ 510,486                     | \$ 578,640            | \$ 587,607         |
| <b>CONTRACTUAL SERVICES</b>        | \$ 191,607                     | \$ 229,600            | \$ 238,150         |
| <b>COMMODITIES/SUPPLIES</b>        | \$ 103,282                     | \$ 117,400            | \$ 113,900         |
| <b>DEBT SERVICES</b>               | \$ -                           | \$ -                  | \$ -               |
| <b>CAPITAL OUTLAY</b>              | \$ 8,534                       | \$ 6,000              | \$ 6,000           |
| <b>TRANSFER TO...</b>              | \$ -                           | \$ -                  | \$ -               |
| <b>REIMBURSEMENT</b>               | \$ (29,707)                    | \$ (40,000)           | \$ (30,000)        |
| <b>NEIGHBORHOOD REVITALIZATION</b> | \$ -                           | \$ -                  | \$ -               |
| <b>TOTAL</b>                       | <b>\$ 784,202</b>              | <b>\$ 891,640</b>     | <b>\$ 915,657</b>  |

| <b>PERSONNEL SCHEDULE</b>        |              |                   |                         |                        |                        |                    |                    |
|----------------------------------|--------------|-------------------|-------------------------|------------------------|------------------------|--------------------|--------------------|
| <b>POSITION</b>                  | <b>GRADE</b> | <b>PAY RANGE</b>  | <b>NO. OF EMPLOYEES</b> |                        |                        | <b>BUDGET 2010</b> | <b>BUDGET 2011</b> |
|                                  |              |                   | <b>ACTUAL 2009 FTE</b>  | <b>BUDGET 2010 FTE</b> | <b>BUDGET 2011 FTE</b> |                    |                    |
| Detention Center Manager         | 4            | \$16.09 - \$22.98 | 1                       | 1                      | 1                      | \$ 35,858          | \$ 36,754          |
| Detention Center Supervisor      | 3            | \$13.18 - \$18.84 | 4                       | 4                      | 4                      | \$ 114,392         | \$ 116,824         |
| Bond Supervisor Officer          | 3            | \$13.18 - \$18.84 | 1                       | 1                      | 1                      | \$ 30,611          | \$ 31,223          |
| Clerk III                        | 3            | \$13.18 - \$18.84 | 1                       | 1                      | 1                      | \$ 36,923          | \$ 37,847          |
| Detention Officer                | 2            | \$10.82 - \$15.45 | 11                      | 11                     | 11                     | \$ 268,951         | \$ 280,845         |
| Cook                             | 1a           | \$9.73 - \$13.91  | 1                       | 1                      | 1                      | \$ 21,159          | \$ 21,582          |
| <b>Total Full Time Employees</b> |              |                   | <b>19</b>               | <b>19</b>              | <b>19</b>              | <b>\$ 507,894</b>  | <b>\$ 525,075</b>  |
| Correctional Officer (part-time) | 2            | \$10.82 - \$15.45 | n/a                     | n/a                    | n/a                    | \$ 23,648          | \$ 23,600          |
| Cook (part-time)                 | 1a           | \$9.73 - \$13.91  | n/a                     | n/a                    | n/a                    | \$ 11,322          | \$ 11,532          |
| <b>Total Employees (FTE)</b>     |              |                   | <b>19</b>               | <b>19</b>              | <b>19</b>              | <b>\$ 542,864</b>  | <b>\$ 560,207</b>  |
| Overtime                         |              |                   |                         |                        |                        | \$ 15,802          | \$ 15,000          |
| Longevity Expense                |              |                   |                         |                        |                        | \$ 12,500          | \$ 12,000          |
| Cost of Living Adjustment        |              |                   |                         |                        |                        | \$ 10,856          | \$ -               |
| Uniform Allowance                |              |                   |                         |                        |                        | \$ 400             | \$ 400             |
| <b>TOTAL PERSONNEL EXPENSES</b>  |              |                   |                         |                        |                        | <b>\$ 582,422</b>  | <b>\$ 587,607</b>  |

## COUNTY JAIL EXPENDITURE BUDGET

| EXPENDITURE DETAIL                            |                   |                   |                   |                   |
|---|-------------------|-------------------|-------------------|-------------------|
| ACCOUNT & SUB-ACCOUNT DETAIL                  | ACTUAL 2009       | BUDGET 2010       | ESTIMATED 2010    | BUDGETED 2011     |
| <b>100 Personal Services</b>                  |                   |                   |                   |                   |
| 101 Salaries                                  | \$ 482,707        | \$ 507,894        | \$ 516,858        | \$ 525,075        |
| 102 Part-time Salaries                        | \$ 17,874         | \$ 34,970         | \$ 35,132         | \$ 35,132         |
| 103 Overtime                                  | \$ -              | \$ 15,802         | \$ 15,000         | \$ 15,000         |
| 106 Longevity                                 | \$ 9,750          | \$ 12,500         | \$ 11,250         | \$ 12,000         |
| 107 Cost of Living Adjustment                 | \$ -              | \$ 10,856         | \$ -              | \$ -              |
| 119 Uniform Allowance                         | \$ 155            | \$ 400            | \$ 400            | \$ 400            |
|   | \$ 510,486        | \$ 582,422        | \$ 578,640        | \$ 587,607        |
| <b>200 Contractual Services</b>               |                   |                   |                   |                   |
| 201 Travel                                    | \$ 163            | \$ 500            | \$ 500            | \$ 500            |
| 202 Training & Education                      | \$ 90             | \$ 1,000          | \$ 1,000          | \$ 1,000          |
| 204 Postage                                   | \$ 162            | \$ 150            | \$ 150            | \$ 150            |
| 205 Telephone / Pager                         | \$ 837            | \$ 400            | \$ 650            | \$ 400            |
| 206 Dues & Memberships                        | \$ 135            | \$ 100            | \$ 100            | \$ 100            |
| 208 Advertisement                             | \$ 380            | \$ 500            | \$ 200            | \$ 500            |
| 209 Professional Services                     | \$ 108,571        | \$ 105,000        | \$ 105,000        | \$ 110,000        |
| 231 Inmate Housing                            | \$ 75,935         | \$ 120,000        | \$ 120,000        | \$ 120,000        |
| 234 Equipment Maintenance & Repair            | \$ 3,609          | \$ 1,000          | \$ 1,000          | \$ 4,000          |
| 236 Radio Maintenance & Repair                | \$ 1,725          | \$ 1,000          | \$ 1,000          | \$ 1,500          |
|   | \$ 191,607        | \$ 229,650        | \$ 229,600        | \$ 238,150        |
| <b>300 Commodities/Supplies</b>               |                   |                   |                   |                   |
| 301 Office Supplies                           | \$ 3,823          | \$ 1,200          | \$ 1,200          | \$ 1,200          |
| 303 Office Equipment                          | \$ 210            | \$ 700            | \$ 700            | \$ 500            |
| 305 Custodial Supplies                        | \$ 2,874          | \$ 4,500          | \$ 4,500          | \$ 3,000          |
| 307 Clothing & Personal Equipment             | \$ 408            | \$ 2,000          | \$ 2,000          | \$ 2,000          |
| 309 Jail Supplies                             | \$ 7,527          | \$ 10,000         | \$ 10,000         | \$ 10,000         |
| 311 Laundry/Cleaning Supplies                 | \$ 6,579          | \$ 4,000          | \$ 4,000          | \$ 4,000          |
| 312 Food                                      | \$ 74,063         | \$ 80,000         | \$ 80,000         | \$ 80,000         |
| 320 Computer Supplies/Software                | \$ 4,392          | \$ 2,000          | \$ 2,000          | \$ 2,000          |
| 327 Vaccine/Medicine                          | \$ 2,203          | \$ 12,000         | \$ 12,000         | \$ 10,000         |
| 399 Other Commodities & Supplies              | \$ 1,203          | \$ 1,000          | \$ 1,000          | \$ 1,200          |
|   | \$ 103,282        | \$ 117,400        | \$ 117,400        | \$ 113,900        |
| <b>400 Debt Services</b>                      |                   |                   |                   |                   |
|   | \$ -              | \$ -              | \$ -              | \$ -              |
|   | \$ -              | \$ -              | \$ -              | \$ -              |
| <b>500 Capital Outlay</b>                     |                   |                   |                   |                   |
| 501 Equipment & Machinery                     | \$ 8,432          | \$ 5,000          | \$ 5,000          | \$ 5,000          |
| 505 Technology Hardware                       | \$ 102            | \$ 1,000          | \$ 1,000          | \$ 1,000          |
|   | \$ 8,534          | \$ 6,000          | \$ 6,000          | \$ 6,000          |
| <b>700 Transfer To...</b>                     |                   |                   |                   |                   |
|   | \$ -              | \$ -              | \$ -              | \$ -              |
|   | \$ -              | \$ -              | \$ -              | \$ -              |
| <b>TOTAL</b>                                  | <b>\$ 813,909</b> | <b>\$ 935,472</b> | <b>\$ 931,640</b> | <b>\$ 945,657</b> |
| <b>600 Reimbursement</b>                      |                   |                   |                   |                   |
| 601 Reimbursement                             | \$ (29,707)       | \$ (40,000)       | \$ (40,000)       | \$ (30,000)       |
|   | \$ (29,707)       | \$ (40,000)       | \$ (40,000)       | \$ (30,000)       |
| <i>Neighborhood Revitalization Adjustment</i> | \$ -              | \$ -              | \$ -              | \$ -              |
| <b>TOTAL</b>                                  | <b>\$ 784,202</b> | <b>\$ 895,472</b> | <b>\$ 891,640</b> | <b>\$ 915,657</b> |

**2011 PLANNING AND BUILDING BUDGET  
FUND #512**

| <b>EXPENDITURE SUMMARY</b>  |  |                   |                    |
|-----------------------------|--|-------------------|--------------------|
| <b>Fund: 512</b>            | <b>Department: Planning &amp; Building</b> |                   | <b>Budget: 001</b> |
| ACCOUNT                     | ACTUAL 2009                                | ESTIMATED 2010    | BUDGET 2011        |
| PERSONAL SERVICES           | \$ 140,114                                 | \$ 143,393        | \$ 143,677         |
| CONTRACTUAL SERVICES        | \$ 18,980                                  | \$ 26,339         | \$ 26,789          |
| COMMODITIES/SUPPLIES        | \$ 3,484                                   | \$ 8,500          | \$ 8,500           |
| DEBT SERVICES               | \$ -                                       | \$ -              | \$ -               |
| CAPITAL OUTLAY              | \$ -                                       | \$ -              | \$ 900             |
| TRANSFER TO...              | \$ -                                       | \$ -              | \$ -               |
| REIMBURSEMENT               | \$ (4,306)                                 | \$ (9,000)        | \$ (9,000)         |
| NEIGHBORHOOD REVITALIZATION | \$ -                                       | \$ -              | \$ -               |
| <b>TOTAL</b>                | <b>\$ 158,272</b>                          | <b>\$ 169,232</b> | <b>\$ 170,866</b>  |

| <b>PERSONNEL SCHEDULE</b>       |       |                   |                  |                 |                 |                   |                   |
|---------------------------------|-------|-------------------|------------------|-----------------|-----------------|-------------------|-------------------|
| POSITION                        | GRADE | PAY RANGE         | NO. OF EMPLOYEES |                 |                 | BUDGET 2010       | BUDGET 2011       |
|                                 |       |                   | ACTUAL 2009 FTE  | BUDGET 2010 FTE | BUDGET 2011 FTE |                   |                   |
| Director of Planning & Building | 7     | \$26.16 - \$37.37 | 1                | 1               | 1               | \$ 69,014         | \$ 70,394         |
| Building Official               | 5     | \$19.09 - \$27.27 | 1                | 1               | 1               | \$ 50,863         | \$ 50,854         |
| Administrative Assistant        | 2     | \$10.82 - \$15.45 | 0.5              | 0.5             | 0.5             | \$ 13,718         | \$ 14,129         |
| Receptionist                    | 1     | \$8.65 - \$12.36  | 0.25             | 0.13            | 0.25            | \$ 2,575          | \$ 5,200          |
| Total Employees (FTE)           |       |                   | 2.75             | 2.63            | 2.75            | \$ 136,170        | \$ 140,577        |
| Overtime                        |       |                   |                  |                 |                 | \$ 816            | \$ 850            |
| Longevity Expense               |       |                   |                  |                 |                 | \$ 1,938          | \$ 2,250          |
| Cost of Living Adjustment       |       |                   |                  |                 |                 | \$ 2,723          | \$ -              |
| <b>TOTAL PERSONNEL EXPENSES</b> |       |                   |                  |                 |                 | <b>\$ 141,647</b> | <b>\$ 143,677</b> |

## PLANNING AND BUILDING EXPENDITURE BUDGET

| EXPENDITURE DETAIL                            |                   |                   |                   |                   |
|---|-------------------|-------------------|-------------------|-------------------|
| ACCOUNT & SUB-ACCOUNT DETAIL                  | ACTUAL 2009       | BUDGET 2010       | ESTIMATED 2010    | BUDGETED 2011     |
| <b>100 <u>Personal Services</u></b>           |                   |                   |                   |                   |
| 101 Salaries                                  | \$ 137,801        | \$ 136,170        | \$ 140,577        | \$ 140,577        |
| 103 Overtime                                  | \$ -              | \$ 816            | \$ 816            | \$ 850            |
| 106 Longevity                                 | \$ 2,313          | \$ 1,938          | \$ 2,000          | \$ 2,250          |
| 107 Cost of Living Adjustment                 | \$ -              | \$ 2,723          | \$ -              | \$ -              |
|   | \$ 140,114        | \$ 141,647        | \$ 143,393        | \$ 143,677        |
| <b>200 <u>Contractual Services</u></b>        |                   |                   |                   |                   |
| 201 Travel                                    | \$ 258            | \$ 500            | \$ 500            | \$ 500            |
| 202 Training & Education                      | \$ 54             | \$ 750            | \$ 750            | \$ 750            |
| 204 Postage                                   | \$ 763            | \$ 1,000          | \$ 1,000          | \$ 1,000          |
| 205 Telephone / Pager                         | \$ 179            | \$ 750            | \$ 750            | \$ 1,200          |
| 206 Dues & Memberships                        | \$ 430            | \$ 500            | \$ 500            | \$ 500            |
| 207 Legal Publications                        | \$ 127            | \$ 2,000          | \$ 2,000          | \$ 2,000          |
| 209 Professional Services                     | \$ 5,862          | \$ 9,000          | \$ 9,000          | \$ 9,000          |
| 210 Books & Publications                      | \$ 99             | \$ 400            | \$ 400            | \$ 400            |
| 212 Building Rent                             | \$ 10,688         | \$ 10,689         | \$ 10,689         | \$ 10,689         |
| 235 Vehicle Maintenance & Repair              | \$ 521            | \$ 750            | \$ 750            | \$ 750            |
|   | \$ 18,980         | \$ 26,339         | \$ 26,339         | \$ 26,789         |
| <b>300 <u>Commodities/Supplies</u></b>        |                   |                   |                   |                   |
| 301 Office Supplies                           | \$ 822            | \$ 2,000          | \$ 2,000          | \$ 2,000          |
| 303 Office Equipment                          | \$ -              | \$ 800            | \$ 800            | \$ 800            |
| 345 Motor Fuel                                | \$ 2,223          | \$ 5,013          | \$ 3,500          | \$ 3,500          |
| 347 Tires                                     | \$ 439            | \$ 600            | \$ 600            | \$ 600            |
| 399 Other Commodities & Supplies              | \$ -              | \$ 1,600          | \$ 1,600          | \$ 1,600          |
|   | \$ 3,484          | \$ 10,013         | \$ 8,500          | \$ 8,500          |
| <b>400 <u>Debt Services</u></b>               |                   |                   |                   |                   |
|   | \$ -              | \$ -              | \$ -              | \$ -              |
|   | \$ -              | \$ -              | \$ -              | \$ -              |
| <b>500 <u>Capital Outlay</u></b>              |                   |                   |                   |                   |
|   | \$ -              | \$ -              | \$ -              | \$ 900            |
|   | \$ -              | \$ -              | \$ -              | \$ 900            |
| <b>700 <u>Transfer To...</u></b>              |                   |                   |                   |                   |
|   | \$ -              | \$ -              | \$ -              | \$ -              |
|   | \$ -              | \$ -              | \$ -              | \$ -              |
| <b>TOTAL</b>                                  | <b>\$ 162,578</b> | <b>\$ 177,999</b> | <b>\$ 178,232</b> | <b>\$ 179,866</b> |
| <b>600 <u>Reimbursement</u></b>               |                   |                   |                   |                   |
| 601 Reimbursement                             | \$ (4,306)        | \$ (9,000)        | \$ (9,000)        | \$ (9,000)        |
|   | \$ (4,306)        | \$ (9,000)        | \$ (9,000)        | \$ (9,000)        |
| <i>Neighborhood Revitalization Adjustment</i> | \$ -              | \$ -              | \$ -              | \$ -              |
| <b>TOTAL</b>                                  | <b>\$ 158,272</b> | <b>\$ 168,999</b> | <b>\$ 169,232</b> | <b>\$ 170,866</b> |

**2011 CAPITAL OUTLAY BUDGET  
FUND #513**

| <b>EXPENDITURE SUMMARY</b>         |                                   |                       |                    |
|------------------------------------|-----------------------------------|-----------------------|--------------------|
| <b>Fund: 513</b>                   | <b>Department: Capital Outlay</b> |                       | <b>Budget: 001</b> |
| <b>ACCOUNT</b>                     | <b>ACTUAL 2009</b>                | <b>ESTIMATED 2010</b> | <b>BUDGET 2011</b> |
| <b>PERSONAL SERVICES</b>           | \$ -                              | \$ -                  | \$ -               |
| <b>CONTRACTUAL SERVICES</b>        | \$ -                              | \$ -                  | \$ -               |
| <b>COMMODITIES/SUPPLIES</b>        | \$ -                              | \$ -                  | \$ -               |
| <b>DEBT SERVICES</b>               | \$ -                              | \$ -                  | \$ -               |
| <b>CAPITAL OUTLAY</b>              | \$ -                              | \$ 200,000            | \$ 200,000         |
| <b>TRANSFER TO...</b>              | \$ -                              | \$ -                  | \$ -               |
| <b>REIMBURSEMENT</b>               | \$ -                              | \$ -                  | \$ -               |
| <b>NEIGHBORHOOD REVITALIZATION</b> | \$ -                              | \$ -                  | \$ -               |
| <b>TOTAL</b>                       | \$ -                              | \$ 200,000            | \$ 200,000         |

| <b>PERSONNEL SCHEDULE</b>       |              |                  |                         |                        |                        |                    |                    |
|---------------------------------|--------------|------------------|-------------------------|------------------------|------------------------|--------------------|--------------------|
| <b>POSITION</b>                 | <b>GRADE</b> | <b>PAY RANGE</b> | <b>NO. OF EMPLOYEES</b> |                        |                        | <b>BUDGET 2010</b> | <b>BUDGET 2011</b> |
|                                 |              |                  | <b>ACTUAL 2009 FTE</b>  | <b>BUDGET 2010 FTE</b> | <b>BUDGET 2011 FTE</b> |                    |                    |
|                                 |              |                  | 0                       | 0                      | 0                      | \$ -               | \$ -               |
| Total Employees (FTE)           |              |                  | 0                       | 0                      | 0                      | \$ -               | \$ -               |
| Overtime                        |              |                  |                         |                        |                        | \$ -               | \$ -               |
| Longevity Expense               |              |                  |                         |                        |                        | \$ -               | \$ -               |
| Cost of Living Adjustment       |              |                  |                         |                        |                        | \$ -               | \$ -               |
| <b>TOTAL PERSONNEL EXPENSES</b> |              |                  |                         |                        |                        | \$ -               | \$ -               |

## CAPITAL OUTLAY EXPENDITURE BUDGET

| EXPENDITURE DETAIL                            |             |                   |                   |                   |
|---|-------------|-------------------|-------------------|-------------------|
| ACCOUNT & SUB-ACCOUNT DETAIL                  | ACTUAL 2009 | BUDGET 2010       | ESTIMATED 2010    | BUDGETED 2011     |
| <b>100 <u>Personal Services</u></b>           | \$ -        | \$ -              | \$ -              | \$ -              |
|   | \$ -        | \$ -              | \$ -              | \$ -              |
| <b>200 <u>Contractual Services</u></b>        | \$ -        | \$ -              | \$ -              | \$ -              |
|   | \$ -        | \$ -              | \$ -              | \$ -              |
| <b>300 <u>Commodities/Supplies</u></b>        | \$ -        | \$ -              | \$ -              | \$ -              |
|   | \$ -        | \$ -              | \$ -              | \$ -              |
| <b>400 <u>Debt Services</u></b>               | \$ -        | \$ -              | \$ -              | \$ -              |
|   | \$ -        | \$ -              | \$ -              | \$ -              |
| <b>500 <u>Capital Outlay</u></b>              |             |                   |                   |                   |
| 501 Capital Outlay                            | \$ -        | \$ 200,000        | \$ 200,000        | \$ 200,000        |
|   | \$ -        | \$ 200,000        | \$ 200,000        | \$ 200,000        |
| <b>700 <u>Transfer To...</u></b>              | \$ -        | \$ -              | \$ -              | \$ -              |
|   | \$ -        | \$ -              | \$ -              | \$ -              |
| <b>TOTAL</b>                                  | <b>\$ -</b> | <b>\$ 200,000</b> | <b>\$ 200,000</b> | <b>\$ 200,000</b> |
| <b>600 <u>Reimbursement</u></b>               | \$ -        | \$ -              | \$ -              | \$ -              |
|   | \$ -        | \$ -              | \$ -              | \$ -              |
| <i>Neighborhood Revitalization Adjustment</i> | \$ -        | \$ -              | \$ -              | \$ -              |
| <b>TOTAL</b>                                  | <b>\$ -</b> | <b>\$ 200,000</b> | <b>\$ 200,000</b> | <b>\$ 200,000</b> |

**2011 DISTRICT WIDE COURT BUDGET  
FUND #515**

| <b>EXPENDITURE SUMMARY</b>  |  |                  |                    |
|-----------------------------|--|------------------|--------------------|
| <b>Fund: 515</b>            | <b>Department: District Wide Court</b> |                  | <b>Budget: 001</b> |
| ACCOUNT                     | ACTUAL 2009                            | ESTIMATED 2010   | BUDGET 2011        |
| PERSONAL SERVICES           | \$ 553                                 | \$ -             | \$ -               |
| CONTRACTUAL SERVICES        | \$ 67,038                              | \$ 78,480        | \$ 78,480          |
| COMMODITIES/SUPPLIES        | \$ -                                   | \$ -             | \$ -               |
| DEBT SERVICES               | \$ -                                   | \$ -             | \$ -               |
| CAPITAL OUTLAY              | \$ -                                   | \$ -             | \$ -               |
| TRANSFER TO...              | \$ -                                   | \$ -             | \$ -               |
| REIMBURSEMENT               | \$ (47,530)                            | \$ (43,885)      | \$ (43,885)        |
| NEIGHBORHOOD REVITALIZATION | \$ -                                   | \$ -             | \$ -               |
| <b>TOTAL</b>                | <b>\$ 20,061</b>                       | <b>\$ 34,595</b> | <b>\$ 34,595</b>   |

| <b>PERSONNEL SCHEDULE</b>       |       |           |                  |                 |                 |             |             |
|---------------------------------|-------|-----------|------------------|-----------------|-----------------|-------------|-------------|
| POSITION                        | GRADE | PAY RANGE | NO. OF EMPLOYEES |                 |                 | BUDGET 2010 | BUDGET 2011 |
|                                 |       |           | ACTUAL 2009 FTE  | BUDGET 2010 FTE | BUDGET 2011 FTE |             |             |
| Total Employees (FTE)           |       |           | 0                | 0               | 0               | \$ -        | \$ -        |
| Overtime                        |       |           |                  |                 |                 | \$ -        | \$ -        |
| Longevity Expense               |       |           |                  |                 |                 | \$ -        | \$ -        |
| Cost of Living Adjustment       |       |           |                  |                 |                 | \$ -        | \$ -        |
| <b>TOTAL PERSONNEL EXPENSES</b> |       |           |                  |                 |                 | <b>\$ -</b> | <b>\$ -</b> |

## DISTRICT WIDE COURT EXPENDITURE BUDGET

| EXPENDITURE DETAIL                            |                  |                  |                  |                  |
|---|------------------|------------------|------------------|------------------|
| ACCOUNT & SUB-ACCOUNT DETAIL                  | ACTUAL 2009      | BUDGET 2010      | ESTIMATED 2010   | BUDGETED 2011    |
| <b>100 <u>Personal Services</u></b>           |                  |                  |                  |                  |
| 101 Salaries                                  | \$ 553           | \$ -             | \$ -             | \$ -             |
|   | \$ 553           | \$ -             | \$ -             | \$ -             |
| <b>200 <u>Contractual Services</u></b>        |                  |                  |                  |                  |
| 299 Other Contractual Services                | \$ 67,038        | \$ 78,480        | \$ 78,480        | \$ 78,480        |
|   | \$ 67,038        | \$ 78,480        | \$ 78,480        | \$ 78,480        |
| <b>300 <u>Commodities/Supplies</u></b>        |                  |                  |                  |                  |
|   | \$ -             | \$ -             | \$ -             | \$ -             |
|   | \$ -             | \$ -             | \$ -             | \$ -             |
| <b>400 <u>Debt Services</u></b>               |                  |                  |                  |                  |
|   | \$ -             | \$ -             | \$ -             | \$ -             |
|   | \$ -             | \$ -             | \$ -             | \$ -             |
| <b>500 <u>Capital Outlay</u></b>              |                  |                  |                  |                  |
|   | \$ -             | \$ -             | \$ -             | \$ -             |
|   | \$ -             | \$ -             | \$ -             | \$ -             |
| <b>700 <u>Transfer To...</u></b>              |                  |                  |                  |                  |
|   | \$ -             | \$ -             | \$ -             | \$ -             |
|   | \$ -             | \$ -             | \$ -             | \$ -             |
| <b>TOTAL</b>                                  | <b>\$ 67,591</b> | <b>\$ 78,480</b> | <b>\$ 78,480</b> | <b>\$ 78,480</b> |
| <b>600 <u>Reimbursement</u></b>               |                  |                  |                  |                  |
| 601 Reimbursement                             | \$ (47,530)      | \$ (43,885)      | \$ (43,885)      | \$ (43,885)      |
|   | \$ (47,530)      | \$ (43,885)      | \$ (43,885)      | \$ (43,885)      |
| <i>Neighborhood Revitalization Adjustment</i> | \$ -             | \$ -             | \$ -             | \$ -             |
| <b>TOTAL</b>                                  | <b>\$ 20,061</b> | <b>\$ 34,595</b> | <b>\$ 34,595</b> | <b>\$ 34,595</b> |

**2011 APPRAISAL BUDGET  
FUND #516**

| <b>EXPENDITURE SUMMARY</b>         |                              |                       |                    |
|------------------------------------|------------------------------|-----------------------|--------------------|
| <b>Fund: 516</b>                   | <b>Department: Appraisal</b> | <b>Budget: 001</b>    |                    |
| <b>ACCOUNT</b>                     | <b>ACTUAL 2009</b>           | <b>ESTIMATED 2010</b> | <b>BUDGET 2011</b> |
| <b>PERSONAL SERVICES</b>           | \$ -                         | \$ -                  | \$ 318,279         |
| <b>CONTRACTUAL SERVICES</b>        | \$ -                         | \$ -                  | \$ 16,770          |
| <b>COMMODITIES/SUPPLIES</b>        | \$ -                         | \$ -                  | \$ 6,860           |
| <b>DEBT SERVICES</b>               | \$ -                         | \$ -                  | \$ -               |
| <b>CAPITAL OUTLAY</b>              | \$ -                         | \$ -                  | \$ -               |
| <b>TRANSFER TO...</b>              | \$ -                         | \$ -                  | \$ -               |
| <b>REIMBURSEMENT</b>               | \$ -                         | \$ -                  | \$ -               |
| <b>NEIGHBORHOOD REVITALIZATION</b> | \$ -                         | \$ -                  | \$ -               |
| <b>TOTAL</b>                       | \$ -                         | \$ -                  | \$ 341,909         |

| <b>PERSONNEL SCHEDULE</b>       |              |                   |                         |                        |                        |                    |                    |
|---------------------------------|--------------|-------------------|-------------------------|------------------------|------------------------|--------------------|--------------------|
| <b>POSITION</b>                 | <b>GRADE</b> | <b>PAY RANGE</b>  | <b>NO. OF EMPLOYEES</b> |                        |                        | <b>BUDGET 2010</b> | <b>BUDGET 2011</b> |
|                                 |              |                   | <b>ACTUAL 2009 FTE</b>  | <b>BUDGET 2010 FTE</b> | <b>BUDGET 2011 FTE</b> |                    |                    |
| County Appraiser                | 6            | \$22.37 - \$31.94 | 0                       | 0                      | 1                      | \$ -               | \$ 63,750          |
| GIS Technical Project Lead      | 5            | \$19.09 - \$27.27 | 0                       | 0                      | 1                      | \$ -               | \$ 44,277          |
| Deputy County Appraiser         | 4            | \$16.09 - \$22.98 | 0                       | 0                      | 1                      | \$ -               | \$ 40,000          |
| Clerk III                       | 3            | \$13.18 - \$18.84 | 0                       | 0                      | 1                      | \$ -               | \$ 36,569          |
| Review Appraiser                | 3            | \$13.18 - \$18.84 | 0                       | 0                      | 2                      | \$ -               | \$ 66,876          |
| Clerk II                        | 2            | \$10.82 - \$15.45 | 0                       | 0                      | 2                      | \$ -               | \$ 57,807          |
| Total Employees (FTE)           |              |                   | 0                       | 0                      | 8                      | \$ -               | \$ 309,279         |
| Overtime                        |              |                   |                         |                        |                        | \$ -               | \$ 2,000           |
| Longevity Expense               |              |                   |                         |                        |                        | \$ -               | \$ 7,000           |
| Cost of Living Adjustment       |              |                   |                         |                        |                        | \$ -               | \$ -               |
| <b>TOTAL PERSONNEL EXPENSES</b> |              |                   |                         |                        |                        | \$ -               | \$ 318,279         |

# APPRAISAL EXPENDITURE BUDGET

| EXPENDITURE DETAIL                            |             |             |                |                   |
|---|-------------|-------------|----------------|-------------------|
| ACCOUNT & SUB-ACCOUNT DETAIL                  | ACTUAL 2009 | BUDGET 2010 | ESTIMATED 2010 | BUDGETED 2011     |
| <b>100 <u>Personal Services</u></b>           |             |             |                |                   |
| 101 Salaries                                  | \$ -        | \$ -        | \$ -           | \$ 309,279        |
| 103 Overtime                                  | \$ -        | \$ -        | \$ -           | \$ 2,000          |
| 106 Longevity                                 | \$ -        | \$ -        | \$ -           | \$ 7,000          |
| 107 Cost of Living Adjustment                 | \$ -        | \$ -        | \$ -           | \$ -              |
|   | \$ -        | \$ -        | \$ -           | \$ 318,279        |
| <b>200 <u>Contractual Services</u></b>        |             |             |                |                   |
| 202 Training & Education                      | \$ -        | \$ -        | \$ -           | \$ 3,000          |
| 204 Postage                                   | \$ -        | \$ -        | \$ -           | \$ 8,500          |
| 205 Telephone / Pager                         | \$ -        | \$ -        | \$ -           | \$ 720            |
| 206 Dues & Memberships                        | \$ -        | \$ -        | \$ -           | \$ 600            |
| 207 Legal Publications                        | \$ -        | \$ -        | \$ -           | \$ 150            |
| 210 Books & Publications                      | \$ -        | \$ -        | \$ -           | \$ 1,500          |
| 234 Equipment Maintenance & Repair            | \$ -        | \$ -        | \$ -           | \$ 300            |
| 235 Vehicle Maintenance & Repair              | \$ -        | \$ -        | \$ -           | \$ 1,000          |
| 238 Copier Maintenance & Repair               | \$ -        | \$ -        | \$ -           | \$ -              |
| 299 Other Contractual Services                | \$ -        | \$ -        | \$ -           | \$ 1,000          |
|   | \$ -        | \$ -        | \$ -           | \$ 16,770         |
| <b>300 <u>Commodities/Supplies</u></b>        |             |             |                |                   |
| 301 Office Supplies                           | \$ -        | \$ -        | \$ -           | \$ 3,500          |
| 302 Forms                                     | \$ -        | \$ -        | \$ -           | \$ 850            |
| 303 Office Equipment                          | \$ -        | \$ -        | \$ -           | \$ 300            |
| 320 Computer Parts                            | \$ -        | \$ -        | \$ -           | \$ 1,000          |
| 345 Motor Fuel                                | \$ -        | \$ -        | \$ -           | \$ 1,210          |
|   | \$ -        | \$ -        | \$ -           | \$ 6,860          |
| <b>400 <u>Debt Services</u></b>               | \$ -        | \$ -        | \$ -           | \$ -              |
|   | \$ -        | \$ -        | \$ -           | \$ -              |
| <b>500 <u>Capital Outlay</u></b>              | \$ -        | \$ -        | \$ -           | \$ -              |
|   | \$ -        | \$ -        | \$ -           | \$ -              |
| <b>700 <u>Transfer To...</u></b>              | \$ -        | \$ -        | \$ -           | \$ -              |
|   | \$ -        | \$ -        | \$ -           | \$ -              |
| <b>TOTAL</b>                                  | <b>\$ -</b> | <b>\$ -</b> | <b>\$ -</b>    | <b>\$ 341,909</b> |
| <b>600 <u>Reimbursement</u></b>               | \$ -        | \$ -        | \$ -           | \$ -              |
|   | \$ -        | \$ -        | \$ -           | \$ -              |
| <i>Neighborhood Revitalization Adjustment</i> | \$ -        | \$ -        | \$ -           | \$ -              |
| <b>TOTAL</b>                                  | <b>\$ -</b> | <b>\$ -</b> | <b>\$ -</b>    | <b>\$ 341,909</b> |

**2011 ECONOMIC DEVELOPMENT BUDGET  
FUND #517**

| <b>EXPENDITURE SUMMARY</b>  |   |                  |                    |
|-----------------------------|---|------------------|--------------------|
| <b>Fund: 517</b>            | <b>Department: Economic Development</b> |                  | <b>Budget: 001</b> |
| ACCOUNT                     | ACTUAL 2009                             | ESTIMATED 2010   | BUDGET 2011        |
| PERSONAL SERVICES           | \$ -                                    | \$ -             | \$ -               |
| CONTRACTUAL SERVICES        | \$ 48,000                               | \$ 45,000        | \$ 45,000          |
| COMMODITIES/SUPPLIES        | \$ -                                    | \$ -             | \$ -               |
| DEBT SERVICES               | \$ -                                    | \$ -             | \$ -               |
| CAPITAL OUTLAY              | \$ -                                    | \$ -             | \$ -               |
| TRANSFER TO...              | \$ -                                    | \$ -             | \$ -               |
| REIMBURSEMENT               | \$ -                                    | \$ -             | \$ -               |
| NEIGHBORHOOD REVITALIZATION | \$ -                                    | \$ -             | \$ -               |
| <b>TOTAL</b>                | <b>\$ 48,000</b>                        | <b>\$ 45,000</b> | <b>\$ 45,000</b>   |

| <b>PERSONNEL SCHEDULE</b>       |       |           |                  |                 |                 |             |             |
|---------------------------------|-------|-----------|------------------|-----------------|-----------------|-------------|-------------|
| POSITION                        | GRADE | PAY RANGE | NO. OF EMPLOYEES |                 |                 | BUDGET 2010 | BUDGET 2011 |
|                                 |       |           | ACTUAL 2009 FTE  | BUDGET 2010 FTE | BUDGET 2011 FTE |             |             |
| Total Employees (FTE)           |       |           | 0                | 0               | 0               | \$ -        | \$ -        |
| Overtime                        |       |           |                  |                 |                 | \$ -        | \$ -        |
| Longevity Expense               |       |           |                  |                 |                 | \$ -        | \$ -        |
| Cost of Living Adjustment       |       |           |                  |                 |                 | \$ -        | \$ -        |
| <b>TOTAL PERSONNEL EXPENSES</b> |       |           |                  |                 |                 | <b>\$ -</b> | <b>\$ -</b> |

## ECONOMIC DEVELOPMENT EXPENDITURE BUDGET

| EXPENDITURE DETAIL                            |                  |                  |                  |                  |
|---|------------------|------------------|------------------|------------------|
| ACCOUNT & SUB-ACCOUNT DETAIL                  | ACTUAL 2009      | BUDGET 2010      | ESTIMATED 2010   | BUDGETED 2011    |
| <b>100 Personal Services</b>                  | \$ -             | \$ -             | \$ -             | \$ -             |
|   | \$ -             | \$ -             | \$ -             | \$ -             |
| <b>200 Contractual Services</b>               |                  |                  |                  |                  |
| 299 Other Contractual Services                | \$ 48,000        | \$ 45,000        | \$ 45,000        | \$ 45,000        |
|   | \$ 48,000        | \$ 45,000        | \$ 45,000        | \$ 45,000        |
| <b>300 Commodities/Supplies</b>               |                  |                  |                  |                  |
|   | \$ -             | \$ -             | \$ -             | \$ -             |
|   | \$ -             | \$ -             | \$ -             | \$ -             |
| <b>400 Debt Services</b>                      |                  |                  |                  |                  |
|   | \$ -             | \$ -             | \$ -             | \$ -             |
|   | \$ -             | \$ -             | \$ -             | \$ -             |
| <b>500 Capital Outlay</b>                     |                  |                  |                  |                  |
|   | \$ -             | \$ -             | \$ -             | \$ -             |
|   | \$ -             | \$ -             | \$ -             | \$ -             |
| <b>700 Transfer To...</b>                     |                  |                  |                  |                  |
|   | \$ -             | \$ -             | \$ -             | \$ -             |
|   | \$ -             | \$ -             | \$ -             | \$ -             |
| <b>TOTAL</b>                                  | <b>\$ 48,000</b> | <b>\$ 45,000</b> | <b>\$ 45,000</b> | <b>\$ 45,000</b> |
| <b>600 Reimbursement</b>                      |                  |                  |                  |                  |
|   | \$ -             | \$ -             | \$ -             | \$ -             |
|   | \$ -             | \$ -             | \$ -             | \$ -             |
| <i>Neighborhood Revitalization Adjustment</i> | \$ -             | \$ -             | \$ -             | \$ -             |
| <b>TOTAL</b>                                  | <b>\$ 48,000</b> | <b>\$ 45,000</b> | <b>\$ 45,000</b> | <b>\$ 45,000</b> |

**2011 ADMINISTRATION BUDGET  
FUND #519**

| <b>EXPENDITURE SUMMARY</b>  |                                   |                   |                    |
|-----------------------------|-----------------------------------|-------------------|--------------------|
| <b>Fund: 519</b>            | <b>Department: Administration</b> |                   | <b>Budget: 001</b> |
| ACCOUNT                     | ACTUAL 2009                       | ESTIMATED 2010    | BUDGET 2011        |
| PERSONAL SERVICES           | \$ 126,921                        | \$ 138,307        | \$ 138,557         |
| CONTRACTUAL SERVICES        | \$ 47,822                         | \$ 62,720         | \$ 64,920          |
| COMMODITIES/SUPPLIES        | \$ 2,015                          | \$ 4,700          | \$ 6,000           |
| DEBT SERVICES               | \$ -                              | \$ -              | \$ -               |
| CAPITAL OUTLAY              | \$ 1,517                          | \$ 500            | \$ 1,500           |
| TRANSFER TO...              | \$ -                              | \$ -              | \$ -               |
| REIMBURSEMENT               | \$ (897)                          | \$ -              | \$ -               |
| NEIGHBORHOOD REVITALIZATION | \$ -                              | \$ -              | \$ -               |
| <b>TOTAL</b>                | <b>\$ 177,378</b>                 | <b>\$ 206,227</b> | <b>\$ 210,977</b>  |

| <b>PERSONNEL SCHEDULE</b>       |          |                   |                  |                 |                 |                   |                   |
|---------------------------------|----------|-------------------|------------------|-----------------|-----------------|-------------------|-------------------|
| POSITION                        | GRADE    | PAY RANGE         | NO. OF EMPLOYEES |                 |                 | BUDGET 2010       | BUDGET 2011       |
|                                 |          |                   | ACTUAL 2009 FTE  | BUDGET 2010 FTE | BUDGET 2011 FTE |                   |                   |
| County Administrator            | Unclass. | N/A               | 0                | 1               | 1               | \$ 25,214         | \$ 25,004         |
| Interim County Administrator    | Unclass. | N/A               | 1                | 0               | 0               | \$ -              | \$ -              |
| Director of Human Resources     | 5        | \$19.09 - \$27.27 | 1                | 1               | 1               | \$ 50,865         | \$ 51,628         |
| Executive Admin. Assistant      | 4        | \$16.09 - \$22.98 | 1                | 1               | 1               | \$ 36,085         | \$ 36,807         |
| HR Technician                   | 4        | \$16.09 - \$22.98 | 1                | 0               | 0               | \$ -              | \$ -              |
| Total Full Time Employees       |          |                   | 4                | 3               | 3               | \$ 112,164        | \$ 113,439        |
| HR Technician (part-time)       | 4        | \$16.09 - \$22.98 | n/a              | n/a             | n/a             | \$ 17,664         | \$ 18,018         |
| Total Employees (FTE)           |          |                   | 4                | 3               | 3               | \$ 129,828        | \$ 131,457        |
| Overtime                        |          |                   |                  |                 |                 | \$ 2,500          | \$ 2,000          |
| Longevity Expense               |          |                   |                  |                 |                 | \$ 1,250          | \$ 1,500          |
| Cost of Living Adjustment       |          |                   |                  |                 |                 | \$ 2,596          | \$ -              |
| Vehicle Allowance               |          |                   |                  |                 |                 | \$ 3,600          | \$ 3,600          |
| <b>TOTAL PERSONNEL EXPENSES</b> |          |                   |                  |                 |                 | <b>\$ 139,774</b> | <b>\$ 138,557</b> |

# ADMINISTRATION EXPENDITURE BUDGET

| EXPENDITURE DETAIL                            |                   |                   |                   |                   |
|---|-------------------|-------------------|-------------------|-------------------|
| ACCOUNT & SUB-ACCOUNT DETAIL                  | ACTUAL 2009       | BUDGET 2010       | ESTIMATED 2010    | BUDGETED 2011     |
| <b>100 <u>Personal Services</u></b>           |                   |                   |                   |                   |
| 101 Salaries                                  | \$ 122,321        | \$ 129,828        | \$ 131,457        | \$ 131,457        |
| 103 Overtime                                  | \$ -              | \$ 2,500          | \$ 2,000          | \$ 2,000          |
| 106 Longevity                                 | \$ 1,000          | \$ 1,250          | \$ 1,250          | \$ 1,500          |
| 107 Cost of Living Adjustment                 | \$ -              | \$ 2,596          | \$ -              | \$ -              |
| 120 Vehicle Allowance                         | \$ 3,600          | \$ 3,600          | \$ 3,600          | \$ 3,600          |
|   | \$ 126,921        | \$ 139,774        | \$ 138,307        | \$ 138,557        |
| <b>200 <u>Contractual Services</u></b>        |                   |                   |                   |                   |
| 201 Travel                                    | \$ 617            | \$ 2,000          | \$ 2,000          | \$ 2,000          |
| 202 Education & Training                      | \$ 933            | \$ 5,000          | \$ 4,000          | \$ 6,000          |
| 204 Postage                                   | \$ 963            | \$ 2,500          | \$ 2,500          | \$ 2,500          |
| 205 Telephone / Pager                         | \$ -              | \$ 720            | \$ 720            | \$ 720            |
| 206 Dues & Memberships                        | \$ 1,369          | \$ 2,000          | \$ 2,000          | \$ 2,000          |
| 208 Advertisement                             | \$ 140            | \$ 1,000          | \$ 1,000          | \$ 1,200          |
| 209 Professional Services                     | \$ 5,984          | \$ 10,000         | \$ 10,000         | \$ 10,000         |
| 212 Building Rent                             | \$ 37,816         | \$ 38,000         | \$ 38,000         | \$ 38,000         |
| 299 Other Contractual Services                | \$ -              | \$ 2,500          | \$ 2,500          | \$ 2,500          |
|   | \$ 47,822         | \$ 63,720         | \$ 62,720         | \$ 64,920         |
| <b>300 <u>Commodities/Supplies</u></b>        |                   |                   |                   |                   |
| 301 Office Supplies                           | \$ 1,636          | \$ 3,500          | \$ 2,200          | \$ 3,000          |
| 303 Office Equipment                          | \$ -              | \$ 500            | \$ 500            | \$ 500            |
| 304 Training Books & Materials                | \$ -              | \$ 500            | \$ 500            | \$ 500            |
| 399 Other Commodities & Supplies              | \$ 379            | \$ 2,000          | \$ 1,500          | \$ 2,000          |
|   | \$ 2,015          | \$ 6,500          | \$ 4,700          | \$ 6,000          |
| <b>400 <u>Debt Services</u></b>               |                   |                   |                   |                   |
|   | \$ -              | \$ -              | \$ -              | \$ -              |
|   | \$ -              | \$ -              | \$ -              | \$ -              |
| <b>500 <u>Capital Outlay</u></b>              |                   |                   |                   |                   |
| 501 Equipment & Machinery                     | \$ 706            | \$ 500            | \$ 500            | \$ 500            |
| 505 Technology Hardware                       | \$ 811            | \$ -              | \$ -              | \$ 1,000          |
|   | \$ 1,517          | \$ 500            | \$ 500            | \$ 1,500          |
| <b>700 <u>Transfer To...</u></b>              |                   |                   |                   |                   |
|   | \$ -              | \$ -              | \$ -              | \$ -              |
|   | \$ -              | \$ -              | \$ -              | \$ -              |
| <b>TOTAL</b>                                  | <b>\$ 178,275</b> | <b>\$ 210,494</b> | <b>\$ 206,227</b> | <b>\$ 210,977</b> |
| <b>600 <u>Reimbursement</u></b>               |                   |                   |                   |                   |
| 601 Reimbursement                             | \$ (897)          | \$ -              | \$ -              | \$ -              |
|   | \$ (897)          | \$ -              | \$ -              | \$ -              |
| <i>Neighborhood Revitalization Adjustment</i> | \$ -              | \$ -              | \$ -              | \$ -              |
| <b>TOTAL</b>                                  | <b>\$ 177,378</b> | <b>\$ 210,494</b> | <b>\$ 206,227</b> | <b>\$ 210,977</b> |

**2011 STORAGE FACILITY BUDGET  
FUND #540**

| <b>EXPENDITURE SUMMARY</b>         |                                     |                       |                    |
|------------------------------------|-------------------------------------|-----------------------|--------------------|
| <b>Fund: 540</b>                   | <b>Department: Storage Facility</b> |                       | <b>Budget: 001</b> |
| <b>ACCOUNT</b>                     | <b>ACTUAL 2009</b>                  | <b>ESTIMATED 2010</b> | <b>BUDGET 2011</b> |
| <b>PERSONAL SERVICES</b>           | \$ -                                | \$ -                  | \$ -               |
| <b>CONTRACTUAL SERVICES</b>        | \$ 11,069                           | \$ 15,500             | \$ 15,500          |
| <b>COMMODITIES/SUPPLIES</b>        | \$ -                                | \$ -                  | \$ -               |
| <b>DEBT SERVICES</b>               | \$ -                                | \$ -                  | \$ -               |
| <b>CAPITAL OUTLAY</b>              | \$ -                                | \$ -                  | \$ -               |
| <b>TRANSFER TO...</b>              | \$ -                                | \$ -                  | \$ -               |
| <b>REIMBURSEMENT</b>               | \$ -                                | \$ (3,600)            | \$ (3,600)         |
| <b>NEIGHBORHOOD REVITALIZATION</b> | \$ -                                | \$ -                  | \$ -               |
| <b>TOTAL</b>                       | <b>\$ 11,069</b>                    | <b>\$ 11,900</b>      | <b>\$ 11,900</b>   |

| <b>PERSONNEL SCHEDULE</b>       |              |                  |                         |                        |                        |                    |                    |
|---------------------------------|--------------|------------------|-------------------------|------------------------|------------------------|--------------------|--------------------|
| <b>POSITION</b>                 | <b>GRADE</b> | <b>PAY RANGE</b> | <b>NO. OF EMPLOYEES</b> |                        |                        | <b>BUDGET 2010</b> | <b>BUDGET 2011</b> |
|                                 |              |                  | <b>ACTUAL 2009 FTE</b>  | <b>BUDGET 2010 FTE</b> | <b>BUDGET 2011 FTE</b> |                    |                    |
|                                 |              |                  | 0                       | 0                      | 0                      | \$ -               | \$ -               |
| Total Employees (FTE)           |              |                  | 0                       | 0                      | 0                      | \$ -               | \$ -               |
| Overtime                        |              |                  |                         |                        |                        | \$ -               | \$ -               |
| Longevity Expense               |              |                  |                         |                        |                        | \$ -               | \$ -               |
| Cost of Living Adjustment       |              |                  |                         |                        |                        | \$ -               | \$ -               |
| <b>TOTAL PERSONNEL EXPENSES</b> |              |                  |                         |                        |                        | <b>\$ -</b>        | <b>\$ -</b>        |

## STORAGE FACILITY EXPENDITURE BUDGET

| EXPENDITURE DETAIL                            |                  |                  |                  |                  |
|---|------------------|------------------|------------------|------------------|
| ACCOUNT & SUB-ACCOUNT DETAIL                  | ACTUAL 2009      | BUDGET 2010      | ESTIMATED 2010   | BUDGETED 2011    |
| <b>100 <u>Personal Services</u></b>           | \$ -             | \$ -             | \$ -             | \$ -             |
|   | \$ -             | \$ -             | \$ -             | \$ -             |
| <b>200 <u>Contractual Services</u></b>        |                  |                  |                  |                  |
| 214 Utilities                                 | \$ 7,225         | \$ 15,500        | \$ 15,500        | \$ 15,500        |
| 299 Other Contractual Services                | \$ 3,844         | \$ -             | \$ -             | \$ -             |
|   | \$ 11,069        | \$ 15,500        | \$ 15,500        | \$ 15,500        |
| <b>300 <u>Commodities/Supplies</u></b>        | \$ -             | \$ -             | \$ -             | \$ -             |
|   | \$ -             | \$ -             | \$ -             | \$ -             |
| <b>400 <u>Debt Services</u></b>               | \$ -             | \$ -             | \$ -             | \$ -             |
|   | \$ -             | \$ -             | \$ -             | \$ -             |
| <b>500 <u>Capital Outlay</u></b>              | \$ -             | \$ -             | \$ -             | \$ -             |
|   | \$ -             | \$ -             | \$ -             | \$ -             |
| <b>700 <u>Transfer To...</u></b>              | \$ -             | \$ -             | \$ -             | \$ -             |
|   | \$ -             | \$ -             | \$ -             | \$ -             |
| <b>TOTAL</b>                                  | <b>\$ 11,069</b> | <b>\$ 15,500</b> | <b>\$ 15,500</b> | <b>\$ 15,500</b> |
| <b>600 <u>Reimbursement</u></b>               |                  |                  |                  |                  |
| 601 Reimbursement                             | \$ -             | \$ (3,600)       | \$ (3,600)       | \$ (3,600)       |
|   | \$ -             | \$ (3,600)       | \$ (3,600)       | \$ (3,600)       |
| <i>Neighborhood Revitalization Adjustment</i> | \$ -             | \$ -             | \$ -             | \$ -             |
| <b>TOTAL</b>                                  | <b>\$ 11,069</b> | <b>\$ 11,900</b> | <b>\$ 11,900</b> | <b>\$ 11,900</b> |

**2011 EMERGENCY 911 BUDGET  
FUND #566**

| <b>EXPENDITURE SUMMARY</b>  |                                  |                   |                    |
|-----------------------------|----------------------------------|-------------------|--------------------|
| <b>Fund: 566</b>            | <b>Department: Emergency 911</b> |                   | <b>Budget: 001</b> |
| ACCOUNT                     | ACTUAL 2009                      | ESTIMATED 2010    | BUDGET 2011        |
| PERSONAL SERVICES           | \$ 554,486                       | \$ 526,627        | \$ 543,861         |
| CONTRACTUAL SERVICES        | \$ 2,727                         | \$ 7,850          | \$ 7,850           |
| COMMODITIES/SUPPLIES        | \$ 547                           | \$ 2,400          | \$ 2,400           |
| DEBT SERVICES               | \$ -                             | \$ -              | \$ -               |
| CAPITAL OUTLAY              | \$ -                             | \$ 1,300          | \$ 1,300           |
| TRANSFER TO...              | \$ -                             | \$ -              | \$ -               |
| REIMBURSEMENT               | \$ (40)                          | \$ -              | \$ -               |
| NEIGHBORHOOD REVITALIZATION | \$ -                             | \$ -              | \$ -               |
| <b>TOTAL</b>                | <b>\$ 557,720</b>                | <b>\$ 538,177</b> | <b>\$ 555,411</b>  |

| <b>PERSONNEL SCHEDULE</b>       |       |                   |                  |                 |                 |                   |                   |
|---------------------------------|-------|-------------------|------------------|-----------------|-----------------|-------------------|-------------------|
| POSITION                        | GRADE | PAY RANGE         | NO. OF EMPLOYEES |                 |                 | BUDGET 2010       | BUDGET 2011       |
|                                 |       |                   | ACTUAL 2009 FTE  | BUDGET 2010 FTE | BUDGET 2011 FTE |                   |                   |
| Director of Emergency 911       | 5     | \$19.09 - \$27.27 | 1                | 1               | 1               | \$ 51,870         | \$ 53,426         |
| Dispatch Shift Supervisor       | 3a    | \$14.64 - \$20.91 | 3                | 3               | 3               | \$ 101,103        | \$ 104,674        |
| Dispatcher                      | 3     | \$13.18 - \$18.84 | 7                | 7               | 7               | \$ 205,454        | \$ 204,103        |
| Total Employees (FTE)           |       |                   | 11               | 11              | 11              | \$ 358,427        | \$ 362,203        |
| Overtime                        |       |                   |                  |                 |                 | \$ 8,172          | \$ 8,000          |
| Longevity Expense               |       |                   |                  |                 |                 | \$ 8,750          | \$ 7,500          |
| Cost of Living Adjustment       |       |                   |                  |                 |                 | \$ 7,166          | \$ -              |
| Uniform Allowance               |       |                   |                  |                 |                 | \$ 1,650          | \$ 1,650          |
| Benefits                        |       |                   |                  |                 |                 | \$ 148,141        | \$ 164,508        |
| <b>TOTAL PERSONNEL EXPENSES</b> |       |                   |                  |                 |                 | <b>\$ 532,306</b> | <b>\$ 543,861</b> |

# EMERGENCY 911 EXPENDITURE BUDGET

| EXPENDITURE DETAIL                            |                   |                   |                   |                   |
|---|-------------------|-------------------|-------------------|-------------------|
| ACCOUNT & SUB-ACCOUNT DETAIL                  | ACTUAL 2009       | BUDGET 2010       | ESTIMATED 2010    | BUDGETED 2011     |
| <b>100 <u>Personal Services</u></b>           |                   |                   |                   |                   |
| 101 Salaries                                  | \$ 393,961        | \$ 358,427        | \$ 362,203        | \$ 362,203        |
| 103 Overtime                                  | \$ -              | \$ 8,172          | \$ 8,172          | \$ 8,000          |
| 106 Longevity                                 | \$ 8,750          | \$ 8,750          | \$ 7,250          | \$ 7,500          |
| 107 Cost of Living Adjustment                 | \$ -              | \$ 7,166          | \$ -              | \$ -              |
| 110 KPERS                                     | \$ 21,271         | \$ 27,430         | \$ 24,535         | \$ 28,231         |
| 111 FICA                                      | \$ 28,043         | \$ 29,389         | \$ 28,768         | \$ 29,021         |
| 112 Health Insurance                          | \$ 97,760         | \$ 87,529         | \$ 91,017         | \$ 103,230        |
| 115 Life Insurance                            | \$ 455            | \$ 456            | \$ 456            | \$ 456            |
| 117 Worker's Compensation                     | \$ 1,909          | \$ 2,261          | \$ 1,593          | \$ 2,166          |
| 118 Unemployment Insurance                    | \$ 687            | \$ 1,076          | \$ 983            | \$ 1,404          |
| 119 Uniform Allowance                         | \$ 1,650          | \$ 1,650          | \$ 1,650          | \$ 1,650          |
|   | \$ 554,486        | \$ 532,306        | \$ 526,627        | \$ 543,861        |
| <b>200 <u>Contractual Services</u></b>        |                   |                   |                   |                   |
| 201 Travel                                    | \$ 1,413          | \$ 2,000          | \$ 2,000          | \$ 2,000          |
| 202 Training & Education                      | \$ 715            | \$ 3,000          | \$ 3,000          | \$ 3,000          |
| 204 Postage                                   | \$ 23             | \$ 50             | \$ 50             | \$ 50             |
| 206 Dues & Memberships                        | \$ 466            | \$ 700            | \$ 700            | \$ 700            |
| 208 Advertisement                             | \$ 110            | \$ 300            | \$ 300            | \$ 300            |
| 259 Employment Physicals                      | \$ -              | \$ 200            | \$ 200            | \$ 200            |
| 299 Other Contractual Services                | \$ -              | \$ 1,600          | \$ 1,600          | \$ 1,600          |
|   | \$ 2,727          | \$ 7,850          | \$ 7,850          | \$ 7,850          |
| <b>300 <u>Commodities/Supplies</u></b>        |                   |                   |                   |                   |
| 301 Office Supplies                           | \$ 547            | \$ 800            | \$ 800            | \$ 800            |
| 304 Training Books & Materials                | \$ -              | \$ 500            | \$ 500            | \$ 500            |
| 305 Custodial Supplies                        | \$ -              | \$ 200            | \$ 200            | \$ 200            |
| 307 Clothing & Personal Equipment             | \$ -              | \$ 400            | \$ 400            | \$ 400            |
| 390 PR & Promotional Materials                | \$ -              | \$ 100            | \$ 100            | \$ 100            |
| 399 Other Commodities & Supplies              | \$ -              | \$ 400            | \$ 400            | \$ 400            |
|   | \$ 547            | \$ 2,400          | \$ 2,400          | \$ 2,400          |
| <b>400 <u>Debt Services</u></b>               |                   |                   |                   |                   |
|   | \$ -              | \$ -              | \$ -              | \$ -              |
|   | \$ -              | \$ -              | \$ -              | \$ -              |
| <b>500 <u>Capital Outlay</u></b>              |                   |                   |                   |                   |
| 501 Equipment & Machinery                     | \$ -              | \$ 300            | \$ 300            | \$ 300            |
| 503 Office Equipment & Furniture              | \$ -              | \$ 1,000          | \$ 1,000          | \$ 1,000          |
|   | \$ -              | \$ 1,300          | \$ 1,300          | \$ 1,300          |
| <b>700 <u>Transfer To...</u></b>              |                   |                   |                   |                   |
|   | \$ -              | \$ -              | \$ -              | \$ -              |
|   | \$ -              | \$ -              | \$ -              | \$ -              |
| <b>TOTAL</b>                                  | <b>\$ 557,760</b> | <b>\$ 543,856</b> | <b>\$ 538,177</b> | <b>\$ 555,411</b> |
| <b>600 <u>Reimbursement</u></b>               |                   |                   |                   |                   |
| 601 Reimbursement                             | \$ (40)           | \$ -              | \$ -              | \$ -              |
|   | \$ (40)           | \$ -              | \$ -              | \$ -              |
| <i>Neighborhood Revitalization Adjustment</i> | \$ -              | \$ -              | \$ -              | \$ -              |
| <b>TOTAL</b>                                  | <b>\$ 557,720</b> | <b>\$ 543,856</b> | <b>\$ 538,177</b> | <b>\$ 555,411</b> |

**2011 INFORMATION TECHNOLOGY BUDGET  
FUND #567**

| <b>EXPENDITURE SUMMARY</b>  |   |                   |                    |
|-----------------------------|---|-------------------|--------------------|
| <b>Fund: 567</b>            | <b>Department: Information Technology</b> |                   | <b>Budget: 001</b> |
| ACCOUNT                     | ACTUAL 2009                               | ESTIMATED 2010    | BUDGET 2011        |
| PERSONAL SERVICES           | \$ 160,610                                | \$ 164,140        | \$ 165,533         |
| CONTRACTUAL SERVICES        | \$ 15,402                                 | \$ 23,035         | \$ 22,035          |
| COMMODITIES/SUPPLIES        | \$ 1,146                                  | \$ 1,500          | \$ 1,800           |
| DEBT SERVICES               | \$ -                                      | \$ -              | \$ -               |
| CAPITAL OUTLAY              | \$ 1,779                                  | \$ -              | \$ -               |
| TRANSFER TO...              | \$ -                                      | \$ -              | \$ -               |
| REIMBURSEMENT               | \$ (63,853)                               | \$ -              | \$ -               |
| NEIGHBORHOOD REVITALIZATION | \$ -                                      | \$ -              | \$ -               |
| <b>TOTAL</b>                | <b>\$ 115,084</b>                         | <b>\$ 188,675</b> | <b>\$ 189,368</b>  |

| <b>PERSONNEL SCHEDULE</b>          |       |                   |                  |                 |                 |                   |                   |
|------------------------------------|-------|-------------------|------------------|-----------------|-----------------|-------------------|-------------------|
| POSITION                           | GRADE | PAY RANGE         | NO. OF EMPLOYEES |                 |                 | BUDGET 2010       | BUDGET 2011       |
|                                    |       |                   | ACTUAL 2009 FTE  | BUDGET 2010 FTE | BUDGET 2011 FTE |                   |                   |
| Director of Information Technology | 7     | \$26.16 - \$37.37 | 1                | 1               | 1               | \$ 62,425         | \$ 63,673         |
| Technology Services Specialist     | 4     | \$16.09 - \$22.98 | 1                | 1               | 1               | \$ 41,614         | \$ 36,005         |
| Computer Support Specialist        | 3     | \$13.18 - \$18.84 | 1                | 1               | 1               | \$ 33,001         | \$ 33,001         |
| Information Technology Clerk       | 3     | \$13.18 - \$18.84 | 1                | 1               | 1               | \$ 28,132         | \$ 28,554         |
| Total Employees (FTE)              |       |                   | 4                | 4               | 4               | \$ 165,172        | \$ 161,233        |
| Overtime                           |       |                   |                  |                 |                 | \$ 1,407          | \$ 2,800          |
| Longevity Expense                  |       |                   |                  |                 |                 | \$ 2,000          | \$ 1,500          |
| Cost of Living Adjustment          |       |                   |                  |                 |                 | \$ 3,303          | \$ -              |
| <b>TOTAL PERSONNEL EXPENSES</b>    |       |                   |                  |                 |                 | <b>\$ 171,882</b> | <b>\$ 165,533</b> |

# INFORMATION TECHNOLOGY EXPENDITURE BUDGET

| EXPENDITURE DETAIL                            |                   |                   |                   |                   |
|---|-------------------|-------------------|-------------------|-------------------|
| ACCOUNT & SUB-ACCOUNT DETAIL                  | ACTUAL 2009       | BUDGET 2010       | ESTIMATED 2010    | BUDGETED 2011     |
| <b>100 <u>Personal Services</u></b>           |                   |                   |                   |                   |
| 101 Salaries                                  | \$ 159,110        | \$ 165,172        | \$ 161,233        | \$ 161,233        |
| 103 Overtime                                  | \$ -              | \$ 1,407          | \$ 1,407          | \$ 2,800          |
| 106 Longevity                                 | \$ 1,500          | \$ 2,000          | \$ 1,500          | \$ 1,500          |
| 107 Cost of Living Adjustment                 | \$ -              | \$ 3,303          | \$ -              | \$ -              |
|   | \$ 160,610        | \$ 171,882        | \$ 164,140        | \$ 165,533        |
| <b>200 <u>Contractual Services</u></b>        |                   |                   |                   |                   |
| 201 Travel                                    | \$ -              | \$ 500            | \$ -              | \$ 500            |
| 202 Training & Education                      | \$ -              | \$ 5,000          | \$ 4,000          | \$ 2,500          |
| 204 Postage                                   | \$ 115            | \$ 200            | \$ 200            | \$ 200            |
| 205 Telephone / Pager                         | \$ 426            | \$ 525            | \$ 1,500          | \$ 1,500          |
| 206 Dues & Memberships                        | \$ -              | \$ 200            | \$ 250            | \$ 250            |
| 209 Professional Services                     | \$ 7,775          | \$ 10,000         | \$ 10,000         | \$ 10,000         |
| 212 Building Rent                             | \$ 7,086          | \$ 7,085          | \$ 7,085          | \$ 7,085          |
|   | \$ 15,402         | \$ 23,510         | \$ 23,035         | \$ 22,035         |
| <b>300 <u>Commodities/Supplies</u></b>        |                   |                   |                   |                   |
| 301 Office Supplies                           | \$ 594            | \$ 2,000          | \$ 1,000          | \$ 1,000          |
| 303 Office Equipment                          | \$ 433            | \$ -              | \$ -              | \$ -              |
| 304 Training Books & Materials                | \$ -              | \$ 1,000          | \$ 500            | \$ 800            |
| 399 Other Commodities & Supplies              | \$ 119            | \$ -              | \$ -              | \$ -              |
|   | \$ 1,146          | \$ 3,000          | \$ 1,500          | \$ 1,800          |
| <b>400 <u>Debt Services</u></b>               |                   |                   |                   |                   |
|   | \$ -              | \$ -              | \$ -              | \$ -              |
|   | \$ -              | \$ -              | \$ -              | \$ -              |
| <b>500 <u>Capital Outlay</u></b>              |                   |                   |                   |                   |
| 505 Technology Hardware                       | \$ 1,779          | \$ -              | \$ -              | \$ -              |
|   | \$ 1,779          | \$ -              | \$ -              | \$ -              |
| <b>700 <u>Transfer To...</u></b>              |                   |                   |                   |                   |
|   | \$ -              | \$ -              | \$ -              | \$ -              |
|   | \$ -              | \$ -              | \$ -              | \$ -              |
| <b>TOTAL</b>                                  | <b>\$ 178,937</b> | <b>\$ 198,392</b> | <b>\$ 188,675</b> | <b>\$ 189,368</b> |
| <b>600 <u>Reimbursement</u></b>               |                   |                   |                   |                   |
| 601 Reimbursement                             | \$ (63,853)       | \$ -              | \$ -              | \$ -              |
|   | \$ (63,853)       | \$ -              | \$ -              | \$ -              |
| <i>Neighborhood Revitalization Adjustment</i> | \$ -              | \$ -              | \$ -              | \$ -              |
| <b>TOTAL</b>                                  | <b>\$ 115,084</b> | <b>\$ 198,392</b> | <b>\$ 188,675</b> | <b>\$ 189,368</b> |

**2011 TECHNOLOGY SERVICES BUDGET  
FUND #568**

| <b>EXPENDITURE SUMMARY</b>         |  |                       |                    |
|------------------------------------|--|-----------------------|--------------------|
| <b>Fund: 568</b>                   | <b>Department: Technology Services</b> |                       | <b>Budget: 001</b> |
| <b>ACCOUNT</b>                     | <b>ACTUAL 2009</b>                     | <b>ESTIMATED 2010</b> | <b>BUDGET 2011</b> |
| <b>PERSONAL SERVICES</b>           | \$ -                                   | \$ -                  | \$ -               |
| <b>CONTRACTUAL SERVICES</b>        | \$ 149,104                             | \$ 202,884            | \$ 229,884         |
| <b>COMMODITIES/SUPPLIES</b>        | \$ 55,464                              | \$ 53,000             | \$ 53,500          |
| <b>DEBT SERVICES</b>               | \$ -                                   | \$ -                  | \$ -               |
| <b>CAPITAL OUTLAY</b>              | \$ 68,424                              | \$ 35,000             | \$ 35,000          |
| <b>TRANSFER TO...</b>              | \$ -                                   | \$ -                  | \$ -               |
| <b>REIMBURSEMENT</b>               | \$ (19,925)                            | \$ (50,000)           | \$ (50,000)        |
| <b>NEIGHBORHOOD REVITALIZATION</b> | \$ -                                   | \$ -                  | \$ -               |
| <b>TOTAL</b>                       | <b>\$ 253,067</b>                      | <b>\$ 240,884</b>     | <b>\$ 268,384</b>  |

| <b>PERSONNEL SCHEDULE</b>       |              |                  |                         |                        |                        |                    |                    |
|---------------------------------|--------------|------------------|-------------------------|------------------------|------------------------|--------------------|--------------------|
| <b>POSITION</b>                 | <b>GRADE</b> | <b>PAY RANGE</b> | <b>NO. OF EMPLOYEES</b> |                        |                        | <b>BUDGET 2010</b> | <b>BUDGET 2011</b> |
|                                 |              |                  | <b>ACTUAL 2009 FTE</b>  | <b>BUDGET 2010 FTE</b> | <b>BUDGET 2011 FTE</b> |                    |                    |
|                                 |              |                  | 0                       | 0                      | 0                      | \$ -               | \$ -               |
| Total Employees (FTE)           |              |                  | 0                       | 0                      | 0                      | \$ -               | \$ -               |
| Overtime                        |              |                  |                         |                        |                        | \$ -               | \$ -               |
| Longevity Expense               |              |                  |                         |                        |                        | \$ -               | \$ -               |
| Cost of Living Adjustment       |              |                  |                         |                        |                        | \$ -               | \$ -               |
| <b>TOTAL PERSONNEL EXPENSES</b> |              |                  |                         |                        |                        | <b>\$ -</b>        | <b>\$ -</b>        |

## TECHNOLOGY SERVICES EXPENDITURE BUDGET

| EXPENDITURE DETAIL                            |                   |                   |                   |                   |
|---|-------------------|-------------------|-------------------|-------------------|
| ACCOUNT & SUB-ACCOUNT DETAIL                  | ACTUAL 2009       | BUDGET 2010       | ESTIMATED 2010    | BUDGETED 2011     |
| <b>100 Personal Services</b>                  | \$ -              | \$ -              | \$ -              | \$ -              |
|   | \$ -              | \$ -              | \$ -              | \$ -              |
| <b>200 Contractual Services</b>               |                   |                   |                   |                   |
| 204 Postage                                   | \$ -              | \$ 200            | \$ 200            | \$ 200            |
| 205 Telephone / Pager                         | \$ 27,487         | \$ 30,000         | \$ 30,000         | \$ 30,000         |
| 209 Professional Services                     | \$ 866            | \$ 6,000          | \$ 6,000          | \$ 4,000          |
| 212 Building Rent                             | \$ 5,185          | \$ 5,184          | \$ 5,184          | \$ 5,184          |
| 217 Internet                                  | \$ 9,509          | \$ 14,500         | \$ 14,500         | \$ 14,500         |
| 238 Copier Maintenance & Repair               | \$ 27,479         | \$ 40,000         | \$ 35,000         | \$ 35,000         |
| 255 Hardware Support                          | \$ -              | \$ 4,000          | \$ 4,000          | \$ 4,000          |
| 256 Software Support                          | \$ 78,578         | \$ 108,000        | \$ 108,000        | \$ 137,000        |
|   | \$ 149,104        | \$ 207,884        | \$ 202,884        | \$ 229,884        |
| <b>300 Commodities/Supplies</b>               |                   |                   |                   |                   |
| 303 Office Equipment                          | \$ 503            | \$ 2,000          | \$ 500            | \$ 500            |
| 321 Printer/Copier/Fax Consumables            | \$ 6,321          | \$ 2,500          | \$ 2,500          | \$ 3,000          |
| 348 Items Purchased for Resale                | \$ 48,640         | \$ -              | \$ 50,000         | \$ 50,000         |
|   | \$ 55,464         | \$ 4,500          | \$ 53,000         | \$ 53,500         |
| <b>400 Debt Services</b>                      | \$ -              | \$ -              | \$ -              | \$ -              |
|   | \$ -              | \$ -              | \$ -              | \$ -              |
| <b>500 Capital Outlay</b>                     |                   |                   |                   |                   |
| 503 Furniture & Equipment                     | \$ 190            | \$ -              | \$ -              | \$ -              |
| 505 Technology Hardware                       | \$ 68,234         | \$ 35,000         | \$ 35,000         | \$ 35,000         |
|   | \$ 68,424         | \$ 35,000         | \$ 35,000         | \$ 35,000         |
| <b>700 Transfer To...</b>                     | \$ -              | \$ -              | \$ -              | \$ -              |
|   | \$ -              | \$ -              | \$ -              | \$ -              |
| <b>TOTAL</b>                                  | <b>\$ 272,992</b> | <b>\$ 247,384</b> | <b>\$ 290,884</b> | <b>\$ 318,384</b> |
| <b>600 Reimbursement</b>                      |                   |                   |                   |                   |
| 601 Reimbursement                             | \$ (19,925)       | \$ -              | \$ (50,000)       | \$ (50,000)       |
|   | \$ (19,925)       | \$ -              | \$ (50,000)       | \$ (50,000)       |
| <i>Neighborhood Revitalization Adjustment</i> | \$ -              | \$ -              | \$ -              | \$ -              |
| <b>TOTAL</b>                                  | <b>\$ 253,067</b> | <b>\$ 247,384</b> | <b>\$ 240,884</b> | <b>\$ 268,384</b> |

**2011 ENVIRONMENTAL HEALTH BUDGET  
FUND #570**

| <b>EXPENDITURE SUMMARY</b>  |   |                  |                    |
|-----------------------------|---|------------------|--------------------|
| <b>Fund: 570</b>            | <b>Department: Environmental Health</b> |                  | <b>Budget: 001</b> |
| ACCOUNT                     | ACTUAL 2009                             | ESTIMATED 2010   | BUDGET 2011        |
| PERSONAL SERVICES           | \$ 67,686                               | \$ 71,183        | \$ 71,433          |
| CONTRACTUAL SERVICES        | \$ 10,030                               | \$ 11,501        | \$ 11,701          |
| COMMODITIES/SUPPLIES        | \$ 2,047                                | \$ 2,750         | \$ 2,580           |
| DEBT SERVICES               | \$ -                                    | \$ -             | \$ -               |
| CAPITAL OUTLAY              | \$ -                                    | \$ -             | \$ -               |
| TRANSFER TO...              | \$ -                                    | \$ -             | \$ -               |
| REIMBURSEMENT               | \$ (1,126)                              | \$ -             | \$ -               |
| NEIGHBORHOOD REVITALIZATION | \$ -                                    | \$ -             | \$ -               |
| <b>TOTAL</b>                | <b>\$ 78,637</b>                        | <b>\$ 85,434</b> | <b>\$ 85,714</b>   |

| <b>PERSONNEL SCHEDULE</b>       |       |                   |                  |                 |                 |                  |                  |
|---------------------------------|-------|-------------------|------------------|-----------------|-----------------|------------------|------------------|
| POSITION                        | GRADE | PAY RANGE         | NO. OF EMPLOYEES |                 |                 | BUDGET 2010      | BUDGET 2011      |
|                                 |       |                   | ACTUAL 2009 FTE  | BUDGET 2010 FTE | BUDGET 2011 FTE |                  |                  |
| Sanitarian                      | 5     | \$19.09 - \$27.27 | 1                | 1               | 1               | \$ 49,857        | \$ 50,854        |
| Administrative Assistant        | 2     | \$10.82 - \$15.45 | 0.5              | 0.5             | 0.5             | \$ 13,718        | \$ 14,129        |
| Receptionist                    | 1     | \$8.65 - \$12.36  | 0.25             | 0.13            | 0.25            | \$ 2,575         | \$ 5,200         |
| Total Employees (FTE)           |       |                   | 1.75             | 1.63            | 1.75            | \$ 66,150        | \$ 70,183        |
| Overtime                        |       |                   |                  |                 |                 | \$ -             | \$ -             |
| Longevity Expense               |       |                   |                  |                 |                 | \$ 938           | \$ 1,250         |
| Cost of Living Adjustment       |       |                   |                  |                 |                 | \$ 1,323         | \$ -             |
| <b>TOTAL PERSONNEL EXPENSES</b> |       |                   |                  |                 |                 | <b>\$ 68,411</b> | <b>\$ 71,433</b> |

# ENVIRONMENTAL HEALTH EXPENDITURE BUDGET

| EXPENDITURE DETAIL                            |                  |                  |                  |                  |
|---|------------------|------------------|------------------|------------------|
| ACCOUNT & SUB-ACCOUNT DETAIL                  | ACTUAL 2009      | BUDGET 2010      | ESTIMATED 2010   | BUDGETED 2011    |
| <b>100 Personal Services</b>                  |                  |                  |                  |                  |
| 101 Salaries                                  | \$ 67,123        | \$ 66,150        | \$ 70,183        | \$ 70,183        |
| 103 Overtime                                  | \$ -             | \$ -             | \$ -             | \$ -             |
| 106 Longevity                                 | \$ 563           | \$ 938           | \$ 1,000         | \$ 1,250         |
| 107 Cost of Living Adjustment                 | \$ -             | \$ 1,323         | \$ -             | \$ -             |
|   | \$ 67,686        | \$ 68,411        | \$ 71,183        | \$ 71,433        |
| <b>200 Contractual Services</b>               |                  |                  |                  |                  |
| 201 Travel                                    | \$ -             | \$ 800           | \$ 800           | \$ 800           |
| 202 Training & Education                      | \$ 507           | \$ 400           | \$ 400           | \$ 400           |
| 204 Postage                                   | \$ 234           | \$ 350           | \$ 350           | \$ 350           |
| 205 Telephone / Pager                         | \$ 554           | \$ 600           | \$ 600           | \$ 600           |
| 212 Utilities                                 | \$ 8,550         | \$ 8,551         | \$ 8,551         | \$ 8,551         |
| 234 Equipment Maintenance & Repair            | \$ 31            | \$ 100           | \$ 100           | \$ 100           |
| 235 Vehicle Maintenance & Repair              | \$ 154           | \$ 900           | \$ 700           | \$ 900           |
|   | \$ 10,030        | \$ 11,701        | \$ 11,501        | \$ 11,701        |
| <b>300 Commodities/Supplies</b>               |                  |                  |                  |                  |
| 301 Office Supplies                           | \$ 568           | \$ 800           | \$ 650           | \$ 800           |
| 345 Motor Fuel                                | \$ 1,479         | \$ 2,747         | \$ 2,100         | \$ 1,780         |
|   | \$ 2,047         | \$ 3,547         | \$ 2,750         | \$ 2,580         |
| <b>400 Debt Services</b>                      |                  |                  |                  |                  |
|   | \$ -             | \$ -             | \$ -             | \$ -             |
|   | \$ -             | \$ -             | \$ -             | \$ -             |
| <b>500 Capital Outlay</b>                     |                  |                  |                  |                  |
|   | \$ -             | \$ -             | \$ -             | \$ -             |
|   | \$ -             | \$ -             | \$ -             | \$ -             |
| <b>700 Transfer To...</b>                     |                  |                  |                  |                  |
|   | \$ -             | \$ -             | \$ -             | \$ -             |
|   | \$ -             | \$ -             | \$ -             | \$ -             |
| <b>TOTAL</b>                                  | <b>\$ 79,763</b> | <b>\$ 83,659</b> | <b>\$ 85,434</b> | <b>\$ 85,714</b> |
| <b>600 Reimbursement</b>                      |                  |                  |                  |                  |
|   | \$ (1,126)       | \$ -             | \$ -             | \$ -             |
|   | \$ (1,126)       | \$ -             | \$ -             | \$ -             |
| <i>Neighborhood Revitalization Adjustment</i> | \$ -             | \$ -             | \$ -             | \$ -             |
| <b>TOTAL</b>                                  | <b>\$ 78,637</b> | <b>\$ 83,659</b> | <b>\$ 85,434</b> | <b>\$ 85,714</b> |

**2011 JUVENILE DETENTION BUDGET  
FUND #595**

| <b>EXPENDITURE SUMMARY</b>  |                                       |                   |                    |
|-----------------------------|---------------------------------------|-------------------|--------------------|
| <b>Fund: 595</b>            | <b>Department: Juvenile Detention</b> |                   | <b>Budget: 001</b> |
| ACCOUNT                     | ACTUAL 2009                           | ESTIMATED 2010    | BUDGET 2011        |
| PERSONAL SERVICES           | \$ 508,474                            | \$ 566,329        | \$ 600,040         |
| CONTRACTUAL SERVICES        | \$ 19,959                             | \$ 15,665         | \$ 22,215          |
| COMMODITIES/SUPPLIES        | \$ 14,589                             | \$ 20,238         | \$ 20,750          |
| CAPITAL OUTLAY              | \$ 995                                | \$ 500            | \$ 1,350           |
| TRANSFER TO...              | \$ -                                  | \$ -              | \$ -               |
| REIMBURSEMENT               | \$ (106,704)                          | \$ (60,000)       | \$ (50,000)        |
| NEIGHBORHOOD REVITALIZATION | \$ -                                  | \$ -              | \$ -               |
| <b>TOTAL</b>                | <b>\$ 437,313</b>                     | <b>\$ 542,732</b> | <b>\$ 594,355</b>  |

| <b>PERSONNEL SCHEDULE</b>            |       |                   |                  |                 |                 |                   |                   |
|--------------------------------------|-------|-------------------|------------------|-----------------|-----------------|-------------------|-------------------|
| POSITION                             | GRADE | PAY RANGE         | NO. OF EMPLOYEES |                 |                 | BUDGET 2010       | BUDGET 2011       |
|                                      |       |                   | ACTUAL 2009 FTE  | BUDGET 2010 FTE | BUDGET 2011 FTE |                   |                   |
| Juvenile Services Director           | 5     | \$19.09 - \$27.27 | 1                | 1               | 1               | \$ 58,429         | \$ 59,596         |
| Assistant Juvenile Services Director | 4     | \$16.09 - \$22.98 | 0.9              | 0.9             | 0.9             | \$ 41,709         | \$ 42,543         |
| Detention Center Shift Supervisor    | 3     | \$13.18 - \$18.84 | 1                | 1               | 1               | \$ 29,020         | \$ 29,455         |
| Detention Officer                    | 2     | \$10.82 - \$15.45 | 10.7             | 10.7            | 10.7            | \$ 258,985        | \$ 258,457        |
| Total Full Time Employees            |       |                   | 13.6             | 13.6            | 13.6            | \$ 388,143        | \$ 390,051        |
| Detention Officer (part-time)        | 2     | \$10.82 - \$15.45 | n/a              | n/a             | n/a             | \$ 16,000         | \$ 8,398          |
| Total Employees (FTE)                |       |                   | 13.6             | 13.6            | 13.6            | \$ 404,143        | \$ 398,449        |
| Overtime                             |       |                   |                  |                 |                 | \$ 15,500         | \$ 15,500         |
| Longevity Expense                    |       |                   |                  |                 |                 | \$ 7,438          | \$ 6,500          |
| Cost of Living Adjustment            |       |                   |                  |                 |                 | \$ 7,763          | \$ -              |
| Benefits                             |       |                   |                  |                 |                 | \$ 171,979        | \$ 179,591        |
| <b>TOTAL PERSONNEL EXPENSES</b>      |       |                   |                  |                 |                 | <b>\$ 606,823</b> | <b>\$ 600,040</b> |

# JUVENILE DETENTION EXPENDITURE BUDGET

| EXPENDITURE DETAIL                            |                   |                   |                   |                   |
|---|-------------------|-------------------|-------------------|-------------------|
| ACCOUNT & SUB-ACCOUNT DETAIL                  | ACTUAL 2009       | BUDGET 2010       | ESTIMATED 2010    | BUDGETED 2011     |
| <b>100 Personal Services</b>                  |                   |                   |                   |                   |
| 101 Salaries                                  | \$ 359,468        | \$ 388,143        | \$ 390,051        | \$ 390,051        |
| 102 Part-time Salaries                        | \$ 7,270          | \$ 16,000         | \$ 8,398          | \$ 8,398          |
| 103 Overtime                                  | \$ -              | \$ 15,500         | \$ 15,500         | \$ 15,500         |
| 106 Longevity                                 | \$ 6,538          | \$ 7,438          | \$ 6,288          | \$ 6,500          |
| 107 Cost of Living Adjustment                 | \$ -              | \$ 7,763          | \$ -              | \$ -              |
| 110 KPERS                                     | \$ 17,914         | \$ 31,047         | \$ 27,839         | \$ 31,361         |
| 111 FICA                                      | \$ 26,393         | \$ 33,267         | \$ 30,332         | \$ 32,165         |
| 112 Health Insurance                          | \$ 75,723         | \$ 87,891         | \$ 72,501         | \$ 95,747         |
| 113 Dental Insurance                          | \$ 3,949          | \$ 5,807          | \$ 5,521          | \$ 6,348          |
| 114 Vision Insurance                          | \$ 1,217          | \$ -              | \$ -              | \$ -              |
| 115 Life Insurance                            | \$ 470            | \$ 599            | \$ 522            | \$ 557            |
| 117 Worker's Compensation                     | \$ 8,873          | \$ 12,150         | \$ 8,326          | \$ 11,857         |
| 118 Unemployment Insurance                    | \$ 661            | \$ 1,218          | \$ 1,051          | \$ 1,556          |
|   | \$ 508,474        | \$ 606,823        | \$ 566,329        | \$ 600,040        |
| <b>200 Contractual Services</b>               |                   |                   |                   |                   |
| 201 Travel                                    | \$ 112            | \$ 200            | \$ 200            | \$ 200            |
| 202 Training & Education                      | \$ 380            | \$ 1,000          | \$ 900            | \$ 900            |
| 204 Postage                                   | \$ 292            | \$ 300            | \$ 300            | \$ 500            |
| 206 Dues & Memberships                        | \$ 155            | \$ 160            | \$ 165            | \$ 165            |
| 208 Advertisement                             | \$ 137            | \$ 1,000          | \$ 1,000          | \$ 1,200          |
| 209 Professional Services                     | \$ 340            | \$ 750            | \$ 750            | \$ 750            |
| 212 Building Rent                             | \$ 825            | \$ -              | \$ -              | \$ -              |
| 231 Inmate Housing                            | \$ 4,766          | \$ 2,000          | \$ 1,500          | \$ 3,000          |
| 235 Vehicle Maintenance & Repair              | \$ 405            | \$ 750            | \$ 750            | \$ 750            |
| 258 Physicals & Vaccinations                  | \$ -              | \$ 750            | \$ -              | \$ -              |
| 260 Medical Care                              | \$ 11,667         | \$ 9,000          | \$ 9,000          | \$ 13,000         |
| 262 Kansas Drug Testing                       | \$ 720            | \$ 850            | \$ 850            | \$ 850            |
| 299 Other Contractual Services                | \$ 160            | \$ 250            | \$ 250            | \$ 900            |
|   | \$ 19,959         | \$ 17,010         | \$ 15,665         | \$ 22,215         |
| <b>300 Commodities/Supplies</b>               |                   |                   |                   |                   |
| 301 Office Supplies                           | \$ 839            | \$ 1,100          | \$ 1,100          | \$ 1,300          |
| 303 Office Equipment                          | \$ -              | \$ 500            | \$ 500            | \$ 500            |
| 304 Training Books & Materials                | \$ -              | \$ 500            | \$ 300            | \$ 350            |
| 305 Custodial Supplies                        | \$ 271            | \$ 350            | \$ 350            | \$ 350            |
| 307 Clothing & Personal Equipment             | \$ 25             | \$ 750            | \$ 750            | \$ 750            |
| 312 Food                                      | \$ 11,569         | \$ 15,000         | \$ 15,000         | \$ 15,000         |
| 345 Motor Fuel                                | \$ 116            | \$ 689            | \$ 438            | \$ 500            |
| 399 Other Commodities & Supplies              | \$ 1,769          | \$ 1,800          | \$ 1,800          | \$ 2,000          |
|   | \$ 14,589         | \$ 20,689         | \$ 20,238         | \$ 20,750         |
| <b>500 Capital Outlay</b>                     |                   |                   |                   |                   |
| 503 Office Furniture & Equipment              | \$ 168            | \$ 500            | \$ 500            | \$ 500            |
| 505 Technology Hardware                       | \$ 828            | \$ 850            | \$ -              | \$ 850            |
|   | \$ 995            | \$ 1,350          | \$ 500            | \$ 1,350          |
| <b>700 Transfer To...</b>                     |                   |                   |                   |                   |
|   | \$ -              | \$ -              | \$ -              | \$ -              |
|   | \$ -              | \$ -              | \$ -              | \$ -              |
| <b>TOTAL</b>                                  | <b>\$ 544,017</b> | <b>\$ 645,872</b> | <b>\$ 602,732</b> | <b>\$ 644,355</b> |
| <b>600 Reimbursement</b>                      |                   |                   |                   |                   |
| 601 Reimbursement                             | \$ (106,704)      | \$ (60,000)       | \$ (60,000)       | \$ (50,000)       |
|   | \$ (106,704)      | \$ (60,000)       | \$ (60,000)       | \$ (50,000)       |
| <i>Neighborhood Revitalization Adjustment</i> | \$ -              | \$ -              | \$ -              | \$ -              |
| <b>TOTAL</b>                                  | <b>\$ 437,313</b> | <b>\$ 585,872</b> | <b>\$ 542,732</b> | <b>\$ 594,355</b> |

# PUBLIC WORKS



## 2011 ROAD AND BRIDGE REVENUE BUDGET

| RESOURCES                            | 2009 ACTUAL         | 2010 ESTIMATED      | 2011 BUDGETED       |
|--------------------------------------|---------------------|---------------------|---------------------|
| <i>Fund Balance January 1st</i>      | \$ 955,637          | \$ 1,426,135        | \$ 1,188,524        |
| Delinquent Tax                       | \$ 100,144          | \$ 80,000           | \$ 80,000           |
| Motor Vehicle Tax                    | \$ 369,997          | \$ 436,213          | \$ 392,736          |
| Recreational Vehicle Tax             | \$ 8,093            | \$ 9,522            | \$ 8,816            |
| 16/20 Motor Vehicle Tax              | \$ 18,031           | \$ 16,014           | \$ 14,890           |
| Gas Tax                              | \$ 736,503          | \$ 700,000          | \$ 700,000          |
| Other Revenues                       | \$ 15,845           | \$ 15,000           | \$ 15,000           |
| Slider                               | \$ 7,351            | \$ -                | \$ -                |
| <b>TOTAL REVENUE</b>                 | <b>\$ 2,211,601</b> | <b>\$ 2,682,884</b> | <b>\$ 2,399,966</b> |
| <i>Ad Valorem Taxes</i>              | \$ 3,241,954        | \$ 2,997,295        | \$ 2,656,697        |
| <i>Ad Valorem w/Delinquency</i>      | \$ 3,241,954        | \$ 3,183,127        | \$ 2,789,532        |
| <b>TOTAL RESOURCES*</b>              | <b>\$ 5,453,555</b> | <b>\$ 5,866,011</b> | <b>\$ 5,056,663</b> |
| Less Expenditures                    | \$ 4,027,420        | \$ 4,677,487        | \$ 5,056,663        |
| <i>Balance Forward December 31st</i> | \$ 1,426,135        | \$ 1,188,524        | \$ -                |

\* 2010 Estimated Total Resources Includes Ad Valorem w/Delinquency

**2011 ROAD AND BRIDGE BUDGET  
FUND #102**

| <b>EXPENDITURE SUMMARY</b>         |                                      |                       |                     |
|------------------------------------|--------------------------------------|-----------------------|---------------------|
| <b>Fund: 102</b>                   | <b>Department: Road &amp; Bridge</b> |                       | <b>Budget: 500</b>  |
| <b>ACCOUNT</b>                     | <b>ACTUAL 2009</b>                   | <b>ESTIMATED 2010</b> | <b>BUDGET 2011</b>  |
| <b>PERSONAL SERVICES</b>           | \$ 986,382                           | \$ 975,106            | \$ 977,606          |
| <b>CONTRACTUAL SERVICES</b>        | \$ 1,158,787                         | \$ 1,273,765          | \$ 1,331,765        |
| <b>COMMODITIES/SUPPLIES</b>        | \$ 1,752,696                         | \$ 2,027,500          | \$ 2,149,500        |
| <b>DEBT SERVICES</b>               | \$ 37,959                            | \$ 168,200            | \$ 168,200          |
| <b>CAPITAL OUTLAY</b>              | \$ 507,544                           | \$ 300,850            | \$ 300,000          |
| <b>TRANSFER TO...</b>              | \$ 167,000                           | \$ 167,000            | \$ 292,000          |
| <b>REIMBURSEMENT</b>               | \$ (582,948)                         | \$ (250,000)          | \$ (175,000)        |
| <b>NEIGHBORHOOD REVITALIZATION</b> | \$ -                                 | \$ 15,066             | \$ 12,592           |
| <b>TOTAL</b>                       | <b>\$ 4,027,420</b>                  | <b>\$ 4,677,487</b>   | <b>\$ 5,056,663</b> |

| <b>PERSONNEL SCHEDULE</b>        |              |                   |                         |                        |                        |                     |                    |
|----------------------------------|--------------|-------------------|-------------------------|------------------------|------------------------|---------------------|--------------------|
| <b>POSITION</b>                  | <b>GRADE</b> | <b>PAY RANGE</b>  | <b>NO. OF EMPLOYEES</b> |                        |                        | <b>BUDGET 2010</b>  | <b>BUDGET 2011</b> |
|                                  |              |                   | <b>ACTUAL 2009 FTE</b>  | <b>BUDGET 2010 FTE</b> | <b>BUDGET 2011 FTE</b> |                     |                    |
| Director of Public Works         | 8            | \$30.32 - \$43.31 | 0.75                    | 0.75                   | 0.75                   | \$ 51,455           | \$ 52,484          |
| Road & Bridge Superintendent     | 5            | \$19.09 - \$27.27 | 0.5                     | 0.5                    | 0.5                    | \$ 28,223           | \$ 23,920          |
| Asst. Road & Bridge Super.       | 4a           | \$17.59 - \$25.13 | 1                       | 1                      | 0                      | \$ 41,399           | \$ -               |
| Shop Foreman                     | 4            | \$16.09 - \$22.98 | 1                       | 1                      | 1                      | \$ 41,376           | \$ 41,996          |
| Mechanic II                      | 3a           | \$14.64 - \$20.91 | 1                       | 1                      | 1                      | \$ 33,780           | \$ 34,456          |
| Blade Operator II                | 3            | \$13.18 - \$18.84 | 6                       | 5                      | 5                      | \$ 164,888          | \$ 167,680         |
| Mechanic I                       | 3            | \$13.18 - \$18.84 | 1                       | 1                      | 1                      | \$ 29,556           | \$ 29,999          |
| Clerk III                        | 3            | \$13.18 - \$18.84 | 1                       | 1                      | 1                      | \$ 30,587           | \$ 31,198          |
| Blade Operator I                 | 2a           | \$12.13 - \$17.33 | 3                       | 4                      | 4                      | \$ 110,862          | \$ 112,793         |
| Heavy Equipment Operator II      | 2a           | \$12.13 - \$17.33 | 2                       | 2                      | 2                      | \$ 67,705           | \$ 68,890          |
| Heavy Equipment Operator I       | 2            | \$10.82 - \$15.45 | 6                       | 6                      | 6                      | \$ 170,023          | \$ 150,344         |
| Service Mechanic                 | 2            | \$10.82 - \$15.45 | 1                       | 1                      | 1                      | \$ 22,722           | \$ 23,063          |
| Clerk II                         | 2            | \$10.82 - \$15.45 | 1                       | 1                      | 1                      | \$ 26,762           | \$ 27,030          |
| Light Equipment Operator II      | 1a           | \$9.73 - \$13.91  | 2                       | 2                      | 2                      | \$ 53,831           | \$ 54,638          |
| Light Equipment Operator I       | 1            | \$8.65 - \$12.36  | 3.75                    | 3.75                   | 3.75                   | \$ 63,794           | \$ 83,303          |
| Sign Technician                  | 1            | \$8.65 - \$12.36  | 0.75                    | 0.75                   | 0.75                   | \$ 21,297           | \$ 21,723          |
| Receptionist                     | 1            | \$8.65 - \$12.36  | 0.5                     | 0.5                    | 0.5                    | \$ 10,197           | \$ 10,401          |
| <b>Total Full Time Employees</b> |              |                   | <b>32.25</b>            | <b>32.25</b>           | <b>31.25</b>           | <b>\$ 968,457</b>   | <b>\$ 933,918</b>  |
| Mower (part-time)                | 0            | \$6.96 - \$10.82  | n/a                     | n/a                    | n/a                    | \$ -                | \$ -               |
| <b>Total Employees (FTE)</b>     |              |                   | <b>32.25</b>            | <b>32.25</b>           | <b>31.25</b>           | <b>\$ 968,457</b>   | <b>\$ 933,918</b>  |
| Overtime                         |              |                   |                         |                        |                        | \$ 15,000           | \$ 15,000          |
| Longevity Expense                |              |                   |                         |                        |                        | \$ 27,188           | \$ 28,688          |
| Cost of Living Adjustment        |              |                   |                         |                        |                        | \$ 19,773           | \$ -               |
| <b>TOTAL PERSONNEL EXPENSES</b>  |              |                   |                         |                        |                        | <b>\$ 1,030,418</b> | <b>\$ 977,606</b>  |

# ROAD AND BRIDGE EXPENDITURE BUDGET

| EXPENDITURE DETAIL                            |                     |                     |                     |                     |
|---|---------------------|---------------------|---------------------|---------------------|
| ACCOUNT & SUB-ACCOUNT DETAIL                  | ACTUAL 2009         | BUDGET 2010         | ESTIMATED 2010      | BUDGETED 2011       |
| <b>100 Personal Services</b>                  |                     |                     |                     |                     |
| 101 Salaries                                  | \$ 959,382          | \$ 968,457          | \$ 933,918          | \$ 933,918          |
| 103 Overtime                                  | \$ -                | \$ 15,000           | \$ 15,000           | \$ 15,000           |
| 106 Longevity                                 | \$ 27,000           | \$ 27,188           | \$ 26,188           | \$ 28,688           |
| 107 Cost of Living Adjustment                 | \$ -                | \$ 19,773           | \$ -                | \$ -                |
|   | \$ 986,382          | \$ 1,030,418        | \$ 975,106          | \$ 977,606          |
| <b>200 Contractual Services</b>               |                     |                     |                     |                     |
| 201 Travel                                    | \$ 516              | \$ -                | \$ -                | \$ -                |
| 202 Training & Education                      | \$ 3,537            | \$ 6,500            | \$ 5,000            | \$ 5,000            |
| 204 Postage                                   | \$ 404              | \$ 800              | \$ 600              | \$ 600              |
| 209 Professional Services                     | \$ 74,501           | \$ 27,555           | \$ 25,000           | \$ 25,000           |
| 211 Equipment Rental                          | \$ 1,477            | \$ 2,500            | \$ 2,500            | \$ 2,500            |
| 212 Building Rent                             | \$ 13,664           | \$ 13,665           | \$ 13,665           | \$ 13,665           |
| 214 Utilities                                 | \$ 27,582           | \$ 30,000           | \$ 30,000           | \$ 30,000           |
| 234 Equipment Maintenance & Repair            | \$ 55,158           | \$ 42,000           | \$ 42,000           | \$ 50,000           |
| 250 Rock Hauling                              | \$ 1,200            | \$ 5,000            | \$ 5,000            | \$ 5,000            |
| 252 Road Maintenance Contracts                | \$ 980,748          | \$ 1,200,000        | \$ 1,150,000        | \$ 1,200,000        |
|   | \$ 1,158,787        | \$ 1,328,020        | \$ 1,273,765        | \$ 1,331,765        |
| <b>300 Commodities/Supplies</b>               |                     |                     |                     |                     |
| 301 Office Supplies                           | \$ 2,807            | \$ 4,000            | \$ 4,000            | \$ 4,000            |
| 330 Construction Supplies & Materials         | \$ -                | \$ 1,000            | \$ 1,000            | \$ 1,000            |
| 331 Paint/Beads                               | \$ 39,980           | \$ 35,000           | \$ 35,000           | \$ 40,000           |
| 332 Fencing Materials                         | \$ -                | \$ 7,500            | \$ 7,500            | \$ 7,500            |
| 333 Concrete                                  | \$ 806              | \$ 1,000            | \$ 1,000            | \$ 1,000            |
| 334 Rebar/Reinforcement                       | \$ -                | \$ 1,000            | \$ 1,000            | \$ 1,000            |
| 335 Ice Control Materials                     | \$ 121,477          | \$ 75,000           | \$ 75,000           | \$ 100,000          |
| 336 Rock                                      | \$ 915,762          | \$ 990,000          | \$ 990,000          | \$ 990,000          |
| 337 Hot Mix                                   | \$ 47,885           | \$ 70,000           | \$ 70,000           | \$ 70,000           |
| 338 Cold Mix                                  | \$ 6,420            | \$ 8,000            | \$ 8,000            | \$ 8,000            |
| 339 Signs                                     | \$ 28,548           | \$ 40,000           | \$ 40,000           | \$ 40,000           |
| 341 Repair Parts                              | \$ 66,179           | \$ 85,000           | \$ 85,000           | \$ 85,000           |
| 342 Shop Supplies                             | \$ 14,594           | \$ 23,000           | \$ 23,000           | \$ 20,000           |
| 345 Motor Fuel                                | \$ 131,535          | \$ 295,180          | \$ 200,000          | \$ 225,000          |
| 3451 Diesel                                   | \$ 286,539          | \$ 560,700          | \$ 400,000          | \$ 450,000          |
| 346 Oil & Lubricants                          | \$ 20,604           | \$ 27,000           | \$ 27,000           | \$ 27,000           |
| 347 Tires                                     | \$ 42,868           | \$ 50,000           | \$ 50,000           | \$ 50,000           |
| 399 Other Commodities & Supplies              | \$ 26,692           | \$ 10,000           | \$ 10,000           | \$ 30,000           |
|   | \$ 1,752,696        | \$ 2,283,380        | \$ 2,027,500        | \$ 2,149,500        |
| <b>400 Debt Services</b>                      |                     |                     |                     |                     |
| 401 Nevada Terrace (Pd. 9/15/09)              | \$ 37,959           | \$ -                | \$ -                | \$ -                |
| 402 Vermont Road (8/1/13)                     | \$ -                | \$ 168,200          | \$ 168,200          | \$ 168,200          |
|   | \$ 37,959           | \$ 168,200          | \$ 168,200          | \$ 168,200          |
| <b>500 Capital Outlay</b>                     |                     |                     |                     |                     |
| 500 CHIP Funds                                | \$ 180,416          | \$ -                | \$ -                | \$ -                |
| 504 Lease Purchase                            | \$ 325,266          | \$ 311,520          | \$ 300,000          | \$ 300,000          |
| 505 Technology Hardware                       | \$ 1,862            | \$ 850              | \$ 850              | \$ -                |
|   | \$ 507,544          | \$ 312,370          | \$ 300,850          | \$ 300,000          |
| <b>700 Transfer To...</b>                     |                     |                     |                     |                     |
| 703 Special Road & Bridge Machinery Fund      | \$ 167,000          | \$ 167,000          | \$ 167,000          | \$ 167,000          |
| 720 County Building Reserve                   | \$ -                | \$ -                | \$ -                | \$ 125,000          |
|   | \$ 167,000          | \$ 167,000          | \$ 167,000          | \$ 292,000          |
| <b>TOTAL</b>                                  | <b>\$ 4,610,368</b> | <b>\$ 5,289,388</b> | <b>\$ 4,912,421</b> | <b>\$ 5,219,071</b> |
| <b>600 Reimbursement</b>                      |                     |                     |                     |                     |
| 601 Reimbursement                             | \$ (582,948)        | \$ (250,000)        | \$ (250,000)        | \$ (175,000)        |
|   | \$ (582,948)        | \$ (250,000)        | \$ (250,000)        | \$ (175,000)        |
| <i>Neighborhood Revitalization Adjustment</i> | \$ -                | \$ 15,066           | \$ 15,066           | \$ 12,592           |
| <b>TOTAL</b>                                  | <b>\$ 4,027,420</b> | <b>\$ 5,054,454</b> | <b>\$ 4,677,487</b> | <b>\$ 5,056,663</b> |

## 2011 SPECIAL ROAD AND BRIDGE REVENUE BUDGET

| RESOURCES                            | 2009 ACTUAL       | 2010 ESTIMATED    | 2011 BUDGETED     |
|--------------------------------------|-------------------|-------------------|-------------------|
| <i>Fund Balance January 1st</i>      | \$ 212,456        | \$ 214,473        | \$ 165,004        |
| Delinquent Tax                       | \$ 6,658          | \$ 5,000          | \$ 5,000          |
| Motor Vehicle Tax                    | \$ 21,990         | \$ 24,556         | \$ 21,169         |
| Recreational Vehicle Tax             | \$ 481            | \$ 536            | \$ 475            |
| 16/20 Motor Vehicle Tax              | \$ 994            | \$ 901            | \$ 803            |
| Slider                               | \$ 1,080          | \$ -              | \$ -              |
| <b>TOTAL REVENUE</b>                 | <b>\$ 243,659</b> | <b>\$ 245,466</b> | <b>\$ 192,451</b> |
| <i>Ad Valorem Taxes</i>              | \$ 182,587        | \$ 161,557        | \$ 97,599         |
| <i>Ad Valorem w/Delinquency</i>      | \$ 182,587        | \$ 171,574        | \$ 102,479        |
| <b>TOTAL RESOURCES*</b>              | <b>\$ 426,246</b> | <b>\$ 417,040</b> | <b>\$ 290,050</b> |
| Less Expenditures                    | \$ 211,773        | \$ 252,036        | \$ 290,050        |
| <i>Balance Forward December 31st</i> | \$ 214,473        | \$ 165,004        | \$ -              |

\* 2010 Estimated Total Resources Includes Ad Valorem w/Delinquency

**2011 SPECIAL ROAD AND BRIDGE BUDGET  
FUND #130**

| <b>EXPENDITURE SUMMARY</b>  |  |                   |                    |
|-----------------------------|--|-------------------|--------------------|
| <b>Fund: 130</b>            | <b>Department: Special Road &amp; Bridge</b> |                   | <b>Budget: 500</b> |
| ACCOUNT                     | ACTUAL 2009                                  | ESTIMATED 2010    | BUDGET 2011        |
| PERSONAL SERVICES           | \$ 121,178                                   | \$ 115,271        | \$ 119,587         |
| CONTRACTUAL SERVICES        | \$ 38,565                                    | \$ 41,000         | \$ 41,000          |
| COMMODITIES/SUPPLIES        | \$ 40,937                                    | \$ 84,000         | \$ 115,500         |
| DEBT SERVICES               | \$ -   | \$ -              | \$ -               |
| CAPITAL OUTLAY              | \$ -   | \$ -              | \$ -               |
| TRANSFER TO...              | \$ 18,500                                    | \$ 18,500         | \$ 18,500          |
| REIMBURSEMENT               | \$ (7,407)                                   | \$ (7,500)        | \$ (5,000)         |
| NEIGHBORHOOD REVITALIZATION | \$ -   | \$ 765            | \$ 463             |
| <b>TOTAL</b>                | <b>\$ 211,773</b>                            | <b>\$ 252,036</b> | <b>\$ 290,050</b>  |

| <b>PERSONNEL SCHEDULE</b>       |       |                   |                  |                 |                 |                   |                   |
|---------------------------------|-------|-------------------|------------------|-----------------|-----------------|-------------------|-------------------|
| POSITION                        | GRADE | PAY RANGE         | NO. OF EMPLOYEES |                 |                 | BUDGET 2010       | BUDGET 2011       |
|                                 |       |                   | ACTUAL 2009 FTE  | BUDGET 2010 FTE | BUDGET 2011 FTE |                   |                   |
| Director of Public Works        | 8     | \$30.32 - \$43.31 | 0.25             | 0.25            | 0.25            | \$ 17,152         | \$ 17,495         |
| Road & Bridge Superintendent    | 5     | \$19.09 - \$27.27 | 0.5              | 0.5             | 0.5             | \$ 28,223         | \$ 23,920         |
| Heavy Equipment Operator II     | 2a    | \$12.13 - \$17.33 | 2                | 2               | 2               | \$ 58,951         | \$ 59,982         |
| Light Equipment Operator I      | 1     | \$8.65 - \$12.36  | 0.25             | 0.25            | 0.25            | \$ 7,241          | \$ 7,386          |
| Sign Technician                 | 1     | \$8.65 - \$12.36  | 0.25             | 0.25            | 0.25            | \$ 7,099          | \$ 7,241          |
| Total Employees (FTE)           |       |                   | 3.25             | 3.25            | 3.25            | \$ 118,666        | \$ 116,024        |
| Overtime                        |       |                   |                  |                 |                 | \$ -              | \$ -              |
| Longevity Expense               |       |                   |                  |                 |                 | \$ 3,313          | \$ 3,563          |
| Cost of Living Adjustment       |       |                   |                  |                 |                 | \$ 2,374          | \$ -              |
| <b>TOTAL PERSONNEL EXPENSES</b> |       |                   |                  |                 |                 | <b>\$ 124,353</b> | <b>\$ 119,587</b> |

## SPECIAL ROAD AND BRIDGE EXPENDITURE BUDGET

| EXPENDITURE DETAIL                            |                   |                   |                   |                   |
|---|-------------------|-------------------|-------------------|-------------------|
| ACCOUNT & SUB-ACCOUNT DETAIL                  | ACTUAL 2009       | BUDGET 2010       | ESTIMATED 2010    | BUDGETED 2011     |
| <b>100 Personal Services</b>                  |                   |                   |                   |                   |
| 101 Salaries                                  | \$ 119,428        | \$ 118,666        | \$ 111,958        | \$ 116,024        |
| 106 Longevity                                 | \$ 1,750          | \$ 3,313          | \$ 3,313          | \$ 3,563          |
| 107 Cost of Living Adjustment                 | \$ -              | \$ 2,374          | \$ -              | \$ -              |
|   | \$ 121,178        | \$ 124,353        | \$ 115,271        | \$ 119,587        |
| <b>200 Contractual Services</b>               |                   |                   |                   |                   |
| 209 Professional Services                     | \$ 2,429          | \$ 10,000         | \$ 10,000         | \$ 10,000         |
| 211 Equipment Rental                          | \$ -              | \$ 1,000          | \$ 1,000          | \$ 1,000          |
| 237 Contractual Construction                  | \$ 36,136         | \$ 30,000         | \$ 30,000         | \$ 30,000         |
|   | \$ 38,565         | \$ 41,000         | \$ 41,000         | \$ 41,000         |
| <b>300 Commodities/Supplies</b>               |                   |                   |                   |                   |
| 332 Fencing Materials                         | \$ -              | \$ 5,000          | \$ 5,000          | \$ 5,000          |
| 333 Concrete                                  | \$ -              | \$ 21,500         | \$ 15,000         | \$ 21,500         |
| 334 Rebar/Reinforcement                       | \$ -              | \$ 500            | \$ 500            | \$ 500            |
| 336 Rock                                      | \$ 10,255         | \$ 45,100         | \$ 20,000         | \$ 35,000         |
| 349 Steel Beams                               | \$ -              | \$ 500            | \$ 500            | \$ 500            |
| 351 Culverts/Drainage Pipes                   | \$ 30,590         | \$ 65,000         | \$ 40,000         | \$ 50,000         |
| 399 Other Commodities & Supplies              | \$ 92             | \$ 3,000          | \$ 3,000          | \$ 3,000          |
|   | \$ 40,937         | \$ 140,600        | \$ 84,000         | \$ 115,500        |
| <b>400 Debt Services</b>                      | \$ -              | \$ -              | \$ -              | \$ -              |
|   | \$ -              | \$ -              | \$ -              | \$ -              |
| <b>500 Capital Outlay</b>                     | \$ -              | \$ -              | \$ -              | \$ -              |
|   | \$ -              | \$ -              | \$ -              | \$ -              |
| <b>700 Transfer To...</b>                     |                   |                   |                   |                   |
| 703 Special Road & Bridge Machinery Fund      | \$ 18,500         | \$ -              | \$ 18,500         | \$ 18,500         |
|   | \$ 18,500         | \$ -              | \$ 18,500         | \$ 18,500         |
| <b>TOTAL</b>                                  | <b>\$ 219,180</b> | <b>\$ 305,953</b> | <b>\$ 258,771</b> | <b>\$ 294,587</b> |
| <b>600 Reimbursement</b>                      |                   |                   |                   |                   |
| 601 Reimbursement                             | \$ (7,407)        | \$ (10,000)       | \$ (7,500)        | \$ (5,000)        |
|   | \$ (7,407)        | \$ (10,000)       | \$ (7,500)        | \$ (5,000)        |
| <i>Neighborhood Revitalization Adjustment</i> | \$ -              | \$ 765            | \$ 765            | \$ 463            |
| <b>TOTAL</b>                                  | <b>\$ 211,773</b> | <b>\$ 296,718</b> | <b>\$ 252,036</b> | <b>\$ 290,050</b> |

# OTHER COUNTY OPERATING BUDGETS



## 2011 AMBULANCE REVENUE BUDGET

| RESOURCES                            | 2009 ACTUAL         | 2010 ESTIMATED      | 2011 BUDGETED       |
|--------------------------------------|---------------------|---------------------|---------------------|
| <i>Fund Balance January 1st</i>      | \$ 26,723           | \$ 106,612          | \$ 104,169          |
| Delinquent Tax                       | \$ 15,340           | \$ 10,000           | \$ 10,000           |
| Motor Vehicle Tax                    | \$ 62,172           | \$ 91,685           | \$ 66,397           |
| Recreational Vehicle Tax             | \$ 1,364            | \$ 2,001            | \$ 1,491            |
| 16/20 Motor Vehicle Tax              | \$ 2,443            | \$ 3,366            | \$ 2,517            |
| Service Fees                         | \$ 767,157          | \$ 800,000          | \$ 775,000          |
| <b>TOTAL REVENUE</b>                 | <b>\$ 875,199</b>   | <b>\$ 1,013,664</b> | <b>\$ 959,574</b>   |
| <i>Ad Valorem Taxes</i>              | \$ 681,511          | \$ 506,734          | \$ 516,881          |
| <i>Ad Valorem w/Delinquency</i>      | \$ 681,511          | \$ 538,152          | \$ 542,726          |
| <b>TOTAL RESOURCES*</b>              | <b>\$ 1,556,710</b> | <b>\$ 1,551,816</b> | <b>\$ 1,476,455</b> |
| Less Expenditures                    | \$ 1,450,098        | \$ 1,447,647        | \$ 1,476,455        |
| <i>Balance Forward December 31st</i> | \$ 106,612          | \$ 104,169          | \$ -                |

\* 2010 Estimated Total Resources Includes Ad Valorem w/Delinquency

**2011 AMBULANCE BUDGET  
FUND #152**

| <b>EXPENDITURE SUMMARY</b>  |                              |                     |                     |
|-----------------------------|------------------------------|---------------------|---------------------|
| <b>Fund: 152</b>            | <b>Department: Ambulance</b> |                     | <b>Budget: 500</b>  |
| ACCOUNT                     | ACTUAL 2009                  | ESTIMATED 2010      | BUDGET 2011         |
| PERSONAL SERVICES           | \$ 1,193,597                 | \$ 1,182,900        | \$ 1,191,855        |
| CONTRACTUAL SERVICES        | \$ 51,684                    | \$ 59,550           | \$ 62,550           |
| COMMODITIES/SUPPLIES        | \$ 101,691                   | \$ 117,600          | \$ 119,600          |
| DEBT SERVICES               | \$ -                         | \$ -                | \$ -                |
| CAPITAL OUTLAY              | \$ -                         | \$ 10,000           | \$ -                |
| TRANSFER TO...              | \$ 105,541                   | \$ 75,000           | \$ 100,000          |
| REIMBURSEMENT               | \$ (2,415)                   | \$ -                | \$ -                |
| NEIGHBORHOOD REVITALIZATION | \$ -                         | \$ 2,597            | \$ 2,450            |
| <b>TOTAL</b>                | <b>\$ 1,450,098</b>          | <b>\$ 1,447,647</b> | <b>\$ 1,476,455</b> |

| <b>PERSONNEL SCHEDULE</b>       |       |                   |                  |                 |                 |                     |                     |
|---------------------------------|-------|-------------------|------------------|-----------------|-----------------|---------------------|---------------------|
| POSITION                        | GRADE | PAY RANGE         | NO. OF EMPLOYEES |                 |                 | BUDGET 2010         | BUDGET 2011         |
|                                 |       |                   | ACTUAL 2009 FTE  | BUDGET 2010 FTE | BUDGET 2011 FTE |                     |                     |
| Amulance Director               | 7     | \$26.16 - \$37.37 | 1                | 1               | 1               | \$ 69,922           | \$ 71,670           |
| Asst. Ambulance Director        | 6a    | \$24.27 - \$34.66 | 1                | 1               | 1               | \$ 60,048           | \$ 61,549           |
| Battalion Chief                 | 4     | \$16.09 - \$22.98 | 3                | 3               | 3               | \$ 103,434          | \$ 105,504          |
| Paramedic FTO                   | 3a    | \$14.64 - \$20.91 | 1                | 1               | 1               | \$ 30,751           | \$ 31,212           |
| Paramedic                       | 3     | \$13.18 - \$18.84 | 8                | 8               | 8               | \$ 225,236          | \$ 227,626          |
| Clerk III                       | 3     | \$13.18 - \$18.84 | 1                | 1               | 1               | \$ 32,945           | \$ 33,769           |
| EMT FTO                         | 2a    | \$12.02 - \$17.17 | 0                | 1               | 1               | \$ 26,257           | \$ 26,782           |
| EMT                             | 2     | \$10.82 - \$15.45 | 9                | 9               | 8               | \$ 194,279          | \$ 197,243          |
| Total Full Time Employees       |       |                   | 24               | 25              | 24              | \$ 742,872          | \$ 755,355          |
| Paramedic (part-time)           | 3     | \$13.18 - \$18.84 | n/a              | n/a             | n/a             | \$ 25,000           | \$ 30,000           |
| EMT (part-time)                 | 2     | \$10.82 - \$15.45 | n/a              | n/a             | n/a             | \$ 25,000           | \$ 30,000           |
| Total Employees (FTE)           |       |                   | 24               | 25              | 24              | \$ 792,872          | \$ 815,355          |
| Overtime                        |       |                   |                  |                 |                 | \$ 360,000          | \$ 360,000          |
| Longevity Expense               |       |                   |                  |                 |                 | \$ 15,750           | \$ 16,500           |
| Cost of Living Adjustment       |       |                   |                  |                 |                 | \$ 17,477           | \$ -                |
| <b>TOTAL PERSONNEL EXPENSES</b> |       |                   |                  |                 |                 | <b>\$ 1,186,099</b> | <b>\$ 1,191,855</b> |

## AMBULANCE EXPENDITURE BUDGET

| EXPENDITURE DETAIL                            |                     |                     |                     |                     |
|---|---------------------|---------------------|---------------------|---------------------|
| ACCOUNT & SUB-ACCOUNT DETAIL                  | ACTUAL 2009         | BUDGET 2010         | ESTIMATED 2010      | BUDGETED 2011       |
| <b>100 Personal Services</b>                  |                     |                     |                     |                     |
| 101 Salaries                                  | \$ 1,128,317        | \$ 742,872          | \$ 756,900          | \$ 755,355          |
| 102 Part-time Salaries                        | \$ 50,030           | \$ 50,000           | \$ 50,000           | \$ 60,000           |
| 103 Overtime                                  | \$ -                | \$ 360,000          | \$ 360,000          | \$ 360,000          |
| 106 Longevity                                 | \$ 15,250           | \$ 15,750           | \$ 16,000           | \$ 16,500           |
| 107 Cost of Living Adjustment                 | \$ -                | \$ 17,477           | \$ -                | \$ -                |
|   | \$ 1,193,597        | \$ 1,186,099        | \$ 1,182,900        | \$ 1,191,855        |
| <b>200 Contractual Services</b>               |                     |                     |                     |                     |
| 201 Travel                                    | \$ 383              | \$ 2,500            | \$ 2,500            | \$ 2,000            |
| 202 Training & Education                      | \$ 5,988            | \$ 10,000           | \$ 8,000            | \$ 10,000           |
| 204 Postage                                   | \$ 1,318            | \$ 2,000            | \$ 2,000            | \$ 2,000            |
| 205 Telephone / Pager                         | \$ 2,317            | \$ 5,000            | \$ 5,000            | \$ 5,000            |
| 206 Dues & Memberships                        | \$ 921              | \$ 1,250            | \$ 1,250            | \$ 1,250            |
| 208 Advertisement                             | \$ 485              | \$ 800              | \$ 800              | \$ 800              |
| 209 Professional Services                     | \$ 2,051            | \$ 3,500            | \$ 3,500            | \$ 3,500            |
| 214 Utilities                                 | \$ 12,014           | \$ 15,000           | \$ 14,000           | \$ 15,000           |
| 233 Building & Grounds Maintenance & Repair   | \$ 497              | \$ -                | \$ -                | \$ 500              |
| 234 Equipment Maintenance & Repair            | \$ 7,800            | \$ 7,500            | \$ 7,500            | \$ 7,500            |
| 235 Vehicle Maintenance & Repair              | \$ 13,915           | \$ 12,000           | \$ 12,000           | \$ 12,000           |
| 236 Radio Maintenance & Repair                | \$ 3,678            | \$ 2,000            | \$ 2,000            | \$ 2,000            |
| 299 Other Contractual Services                | \$ 317              | \$ 1,000            | \$ 1,000            | \$ 1,000            |
|   | \$ 51,684           | \$ 62,550           | \$ 59,550           | \$ 62,550           |
| <b>300 Commodities/Supplies</b>               |                     |                     |                     |                     |
| 301 Office Supplies                           | \$ 4,404            | \$ 5,500            | \$ 5,500            | \$ 5,500            |
| 302 Forms                                     | \$ 817              | \$ 800              | \$ 800              | \$ 800              |
| 307 Clothing & Personal Equipment             | \$ 5,608            | \$ 9,000            | \$ 8,000            | \$ 9,000            |
| 311 Laundry/Cleaning Supplies                 | \$ 3,175            | \$ 4,000            | \$ 4,000            | \$ 4,000            |
| 320 Computer Supplies/Software                | \$ 882              | \$ 2,800            | \$ 2,800            | \$ 2,800            |
| 325 Medical Equipment                         | \$ 4,974            | \$ 5,000            | \$ 5,000            | \$ 5,000            |
| 326 Medical Supplies                          | \$ 47,601           | \$ 50,000           | \$ 49,000           | \$ 50,000           |
| 345 Motor Fuel                                | \$ 28,384           | \$ 49,484           | \$ 39,000           | \$ 39,000           |
| 390 PR & Promotional Supplies                 | \$ 137              | \$ 1,500            | \$ 1,500            | \$ 1,500            |
| 399 Other Commodities & Supplies              | \$ 5,709            | \$ 2,000            | \$ 2,000            | \$ 2,000            |
|   | \$ 101,691          | \$ 130,084          | \$ 117,600          | \$ 119,600          |
| <b>400 Debt Services</b>                      |                     |                     |                     |                     |
|   | \$ -                | \$ -                | \$ -                | \$ -                |
|   | \$ -                | \$ -                | \$ -                | \$ -                |
| <b>500 Capital Outlay</b>                     |                     |                     |                     |                     |
| 505 Technology Hardware                       | \$ -                | \$ -                | \$ 10,000           | \$ -                |
|   | \$ -                | \$ -                | \$ 10,000           | \$ -                |
| <b>700 Transfer To...</b>                     |                     |                     |                     |                     |
| 752 Ambulance Equipment Reserve               | \$ 105,541          | \$ 100,000          | \$ 75,000           | \$ 100,000          |
|   | \$ 105,541          | \$ 100,000          | \$ 75,000           | \$ 100,000          |
| <b>TOTAL</b>                                  | <b>\$ 1,452,513</b> | <b>\$ 1,478,733</b> | <b>\$ 1,445,050</b> | <b>\$ 1,474,005</b> |
| <b>600 Reimbursement</b>                      |                     |                     |                     |                     |
| 601 Reimbursement                             | \$ (2,415)          | \$ -                | \$ -                | \$ -                |
|   | \$ (2,415)          | \$ -                | \$ -                | \$ -                |
| <i>Neighborhood Revitalization Adjustment</i> | \$ -                | \$ 2,597            | \$ 2,597            | \$ 2,450            |
| <b>TOTAL</b>                                  | <b>\$ 1,450,098</b> | <b>\$ 1,481,330</b> | <b>\$ 1,447,647</b> | <b>\$ 1,476,455</b> |

## 2011 APPRAISAL REVENUE BUDGET

| RESOURCES                            | 2009 ACTUAL       | 2010 ESTIMATED    | 2011 BUDGETED    |
|--------------------------------------|-------------------|-------------------|------------------|
| <i>Fund Balance January 1st</i>      | \$ 7,735          | \$ 30,260         | \$ 53,707        |
| Delinquent Tax                       | \$ 8,409          | \$ 7,500          | \$ -             |
| Motor Vehicle Tax                    | \$ 33,253         | \$ 35,554         | \$ 34,207        |
| Recreational Vehicle Tax             | \$ 731            | \$ 776            | \$ 768           |
| 16/20 Motor Vehicle Tax              | \$ 1,066          | \$ 1,305          | \$ 1,297         |
| Transfer from Equipment Reserve      | \$ 32,000         | \$ -              | \$ -             |
| Other Revenue                        | \$ 3,016          | \$ 3,000          | \$ -             |
| Slider                               | \$ 671            | \$ -              | \$ -             |
| <b>TOTAL REVENUE</b>                 | <b>\$ 86,881</b>  | <b>\$ 78,395</b>  | <b>\$ 89,979</b> |
| <i>Ad Valorem Taxes</i>              | \$ 264,394        | \$ 261,063        | \$ -             |
| <i>Ad Valorem w/Delinquency</i>      | \$ 264,394        | \$ 277,249        | \$ -             |
| <b>TOTAL RESOURCES*</b>              | <b>\$ 351,275</b> | <b>\$ 355,644</b> | <b>\$ 89,979</b> |
| Less Expenditures                    | \$ 321,015        | \$ 301,937        | \$ 89,979        |
| <i>Balance Forward December 31st</i> | \$ 30,260         | \$ 53,707         | \$ -             |

\* 2010 Estimated Total Resources Includes Ad Valorem w/Delinquency

**2011 APPRAISAL BUDGET  
FUND #116**

| <b>EXPENDITURE SUMMARY</b>  |                              |                   |                    |
|-----------------------------|------------------------------|-------------------|--------------------|
| <b>Fund: 116</b>            | <b>Department: Appraisal</b> |                   | <b>Budget: 500</b> |
| ACCOUNT                     | ACTUAL 2009                  | ESTIMATED 2010    | BUDGET 2011        |
| PERSONAL SERVICES           | \$ 307,569                   | \$ 278,029        | \$ -               |
| CONTRACTUAL SERVICES        | \$ 10,749                    | \$ 15,620         | \$ -               |
| COMMODITIES/SUPPLIES        | \$ 3,951                     | \$ 6,950          | \$ -               |
| DEBT SERVICES               | \$ -                         | \$ -              | \$ -               |
| CAPITAL OUTLAY              | \$ -                         | \$ -              | \$ -               |
| TRANSFER TO...              | \$ -                         | \$ -              | \$ 89,979          |
| REIMBURSEMENT               | \$ (1,254)                   | \$ -              | \$ -               |
| NEIGHBORHOOD REVITALIZATION | \$ -                         | \$ 1,338          | \$ -               |
| <b>TOTAL</b>                | <b>\$ 321,015</b>            | <b>\$ 301,937</b> | <b>\$ 89,979</b>   |

| <b>PERSONNEL SCHEDULE</b>       |       |                   |                  |                 |                 |                   |             |
|---------------------------------|-------|-------------------|------------------|-----------------|-----------------|-------------------|-------------|
| POSITION                        | GRADE | PAY RANGE         | NO. OF EMPLOYEES |                 |                 | BUDGET 2010       | BUDGET 2011 |
|                                 |       |                   | ACTUAL 2009 FTE  | BUDGET 2010 FTE | BUDGET 2011 FTE |                   |             |
| County Appraiser                | 6     | \$22.37 - \$31.94 | 1                | 1               | 0               | \$ 62,500         | \$ -        |
| GIS Technical Project Lead      | 5     | \$19.09 - \$27.27 | 1                | 1               | 0               | \$ 43,197         | \$ -        |
| Deputy County Appraiser         | 4     | \$16.09 - \$22.98 | 1                | 1               | 0               | \$ 35,852         | \$ -        |
| Clerk III                       | 3     | \$13.18 - \$18.84 | 0                | 0               | 0               | \$ -              | \$ -        |
| Review Appraiser                | 3     | \$13.18 - \$18.84 | 2                | 2               | 0               | \$ 65,726         | \$ -        |
| Clerk II                        | 2     | \$10.82 - \$15.45 | 3                | 3               | 0               | \$ 84,111         | \$ -        |
| Total Employees (FTE)           |       |                   | 8                | 8               | 0               | \$ 291,386        | \$ -        |
| Overtime                        |       |                   |                  |                 |                 | \$ 2,000          | \$ -        |
| Longevity Expense               |       |                   |                  |                 |                 | \$ 7,750          | \$ -        |
| Cost of Living Adjustment       |       |                   |                  |                 |                 | \$ 5,828          | \$ -        |
| <b>TOTAL PERSONNEL EXPENSES</b> |       |                   |                  |                 |                 | <b>\$ 306,964</b> | <b>\$ -</b> |

## APPRAISAL EXPENDITURE BUDGET

| EXPENDITURE DETAIL                            |                   |                   |                   |                  |
|---|-------------------|-------------------|-------------------|------------------|
| ACCOUNT & SUB-ACCOUNT DETAIL                  | ACTUAL 2009       | BUDGET 2010       | ESTIMATED 2010    | BUDGETED 2011    |
| <b>100 <u>Personal Services</u></b>           |                   |                   |                   |                  |
| 101 Salaries                                  | \$ 300,819        | \$ 291,386        | \$ 269,279        | \$ -             |
| 103 Overtime                                  | \$ -              | \$ 2,000          | \$ 2,000          | \$ -             |
| 106 Longevity                                 | \$ 6,750          | \$ 7,750          | \$ 6,750          | \$ -             |
| 107 Cost of Living Adjustment                 | \$ -              | \$ 5,828          | \$ -              | \$ -             |
|   | \$ 307,569        | \$ 306,964        | \$ 278,029        | \$ -             |
| <b>200 <u>Contractual Services</u></b>        |                   |                   |                   |                  |
| 202 Training & Education                      | \$ 593            | \$ 3,000          | \$ 3,000          | \$ -             |
| 204 Postage                                   | \$ 7,869          | \$ 8,300          | \$ 8,300          | \$ -             |
| 205 Telephone / Pager                         | \$ -              | \$ 720            | \$ 720            | \$ -             |
| 206 Dues & Memberships                        | \$ 210            | \$ 600            | \$ 600            | \$ -             |
| 207 Legal Publications                        | \$ 72             | \$ 300            | \$ 300            | \$ -             |
| 210 Books & Publications                      | \$ 1,558          | \$ 1,800          | \$ 1,500          | \$ -             |
| 234 Equipment Maintenance & Repair            | \$ -              | \$ 300            | \$ 300            | \$ -             |
| 235 Vehicle Maintenance & Repair              | \$ 225            | \$ 1,000          | \$ 500            | \$ -             |
| 238 Copier Maintenance & Repair               | \$ 150            | \$ 300            | \$ 300            | \$ -             |
| 299 Other Contractual Services                | \$ 72             | \$ 100            | \$ 100            | \$ -             |
|   | \$ 10,749         | \$ 16,420         | \$ 15,620         | \$ -             |
| <b>300 <u>Commodities/Supplies</u></b>        |                   |                   |                   |                  |
| 301 Office Supplies                           | \$ 2,141          | \$ 4,000          | \$ 3,500          | \$ -             |
| 302 Forms                                     | \$ 525            | \$ 850            | \$ 850            | \$ -             |
| 303 Office Equipment                          | \$ 18             | \$ 300            | \$ 300            | \$ -             |
| 320 Computer Parts                            | \$ 511            | \$ 1,000          | \$ 1,000          | \$ -             |
| 345 Motor Fuel                                | \$ 756            | \$ 1,626          | \$ 1,300          | \$ -             |
|   | \$ 3,951          | \$ 7,776          | \$ 6,950          | \$ -             |
| <b>400 <u>Debt Services</u></b>               | \$ -              | \$ -              | \$ -              | \$ -             |
|   | \$ -              | \$ -              | \$ -              | \$ -             |
| <b>500 <u>Capital Outlay</u></b>              | \$ -              | \$ -              | \$ -              | \$ -             |
|   | \$ -              | \$ -              | \$ -              | \$ -             |
| <b>700 <u>Transfer To...</u></b>              |                   |                   |                   |                  |
| 700 General Fund Revenues                     | \$ -              | \$ -              | \$ -              | \$ 89,979        |
|   | \$ -              | \$ -              | \$ -              | \$ 89,979        |
| <b>TOTAL</b>                                  | <b>\$ 322,269</b> | <b>\$ 331,160</b> | <b>\$ 300,599</b> | <b>\$ 89,979</b> |
| <b>600 <u>Reimbursement</u></b>               |                   |                   |                   |                  |
| 601 Reimbursement                             | \$ (1,254)        | \$ -              | \$ -              | \$ -             |
|   | \$ (1,254)        | \$ -              | \$ -              | \$ -             |
| <i>Neighborhood Revitalization Adjustment</i> | \$ -              | \$ 1,338          | \$ 1,338          | \$ -             |
| <b>TOTAL</b>                                  | <b>\$ 321,015</b> | <b>\$ 332,498</b> | <b>\$ 301,937</b> | <b>\$ 89,979</b> |

## 2011 BOND AND INTEREST REVENUE BUDGET

| RESOURCES                            | 2009 ACTUAL       | 2010 ESTIMATED      | 2011 BUDGETED       |
|--------------------------------------|-------------------|---------------------|---------------------|
| <i>Fund Balance January 1st</i>      | \$ 105,088        | \$ 28,248           | \$ 116,410          |
| Delinquent Tax                       | \$ 20,639         | \$ 20,000           | \$ 20,000           |
| Motor Vehicle Tax                    | \$ 63,428         | \$ 68,058           | \$ 145,508          |
| Recreational Vehicle Tax             | \$ 1,393          | \$ 1,486            | \$ 3,267            |
| 16/20 Motor Vehicle Tax              | \$ 2,169          | \$ 2,499            | \$ 5,517            |
| Slider                               | \$ 4,859          | \$ -                | \$ -                |
| <b>TOTAL REVENUE</b>                 | <b>\$ 197,576</b> | <b>\$ 120,291</b>   | <b>\$ 290,702</b>   |
| <i>Ad Valorem Taxes</i>              | \$ 505,817        | \$ 1,110,494        | \$ 913,628          |
| <i>Ad Valorem w/Delinquency</i>      | \$ 505,817        | \$ 1,179,345        | \$ 959,310          |
| <b>TOTAL RESOURCES*</b>              | <b>\$ 703,393</b> | <b>\$ 1,299,636</b> | <b>\$ 1,204,330</b> |
| Less Expenditures                    | \$ 675,145        | \$ 1,183,226        | \$ 1,204,330        |
| <i>Balance Forward December 31st</i> | \$ 28,248         | \$ 116,410          | \$ -                |

\* 2010 Estimated Total Resources Includes Ad Valorem w/Delinquency

**2011 BOND AND INTEREST BUDGET  
FUND #304**

| <b>EXPENDITURE SUMMARY</b>  |  |                     |                     |
|-----------------------------|--|---------------------|---------------------|
| <b>Fund: 304</b>            | <b>Department: Bond &amp; Interest</b> |                     | <b>Budget: 500</b>  |
| ACCOUNT                     | ACTUAL 2009                            | ESTIMATED 2010      | BUDGET 2011         |
| PERSONAL SERVICES           | \$ -                                   | \$ -                | \$ -                |
| CONTRACTUAL SERVICES        | \$ -                                   | \$ -                | \$ -                |
| COMMODITIES/SUPPLIES        | \$ -                                   | \$ -                | \$ -                |
| DEBT SERVICES               | \$ 722,145                             | \$ 1,177,534        | \$ 1,200,000        |
| CAPITAL OUTLAY              | \$ -                                   | \$ -                | \$ -                |
| TRANSFER TO...              | \$ -                                   | \$ -                | \$ -                |
| REIMBURSEMENT               | \$ (47,000)                            | \$ -                | \$ -                |
| NEIGHBORHOOD REVITALIZATION | \$ -                                   | \$ 5,692            | \$ 4,330            |
| <b>TOTAL</b>                | <b>\$ 675,145</b>                      | <b>\$ 1,183,226</b> | <b>\$ 1,204,330</b> |

| <b>PERSONNEL SCHEDULE</b>       |       |           |                  |                 |                 |             |             |
|---------------------------------|-------|-----------|------------------|-----------------|-----------------|-------------|-------------|
| POSITION                        | GRADE | PAY RANGE | NO. OF EMPLOYEES |                 |                 | BUDGET 2010 | BUDGET 2011 |
|                                 |       |           | ACTUAL 2009 FTE  | BUDGET 2010 FTE | BUDGET 2011 FTE |             |             |
| Total Employees (FTE)           |       |           | 0                | 0               | 0               | \$ -        | \$ -        |
| Overtime                        |       |           |                  |                 |                 | \$ -        | \$ -        |
| Longevity Expense               |       |           |                  |                 |                 | \$ -        | \$ -        |
| Cost of Living Adjustment       |       |           |                  |                 |                 | \$ -        | \$ -        |
| <b>TOTAL PERSONNEL EXPENSES</b> |       |           |                  |                 |                 | <b>\$ -</b> | <b>\$ -</b> |

## BOND AND INTEREST EXPENDITURE BUDGET

| EXPENDITURE DETAIL                                   |                   |                     |                     |                     |
|--|-------------------|---------------------|---------------------|---------------------|
| ACCOUNT & SUB-ACCOUNT DETAIL                         | ACTUAL 2009       | BUDGET 2010         | ESTIMATED 2010      | BUDGETED 2011       |
| <b>100 Personal Services</b>                         | \$ -              | \$ -                | \$ -                | \$ -                |
|  | \$ -              | \$ -                | \$ -                | \$ -                |
| <b>200 Contractual Services</b>                      | \$ -              | \$ -                | \$ -                | \$ -                |
|  | \$ -              | \$ -                | \$ -                | \$ -                |
| <b>300 Commodities/Supplies</b>                      | \$ -              | \$ -                | \$ -                | \$ -                |
|  | \$ -              | \$ -                | \$ -                | \$ -                |
| <b>400 Debt Services</b>                             |                   |                     |                     |                     |
| 401 Debt Service Payment*                            | \$ 722,145        | \$ 1,200,000        | \$ 1,177,534        | \$ 1,200,000        |
|  | \$ 722,145        | \$ 1,200,000        | \$ 1,177,534        | \$ 1,200,000        |
| <b>500 Capital Outlay</b>                            | \$ -              | \$ -                | \$ -                | \$ -                |
|  | \$ -              | \$ -                | \$ -                | \$ -                |
| <b>700 Transfer To...</b>                            | \$ -              | \$ -                | \$ -                | \$ -                |
|  | \$ -              | \$ -                | \$ -                | \$ -                |
| <b>TOTAL</b>   | <b>\$ 722,145</b> | <b>\$ 1,200,000</b> | <b>\$ 1,177,534</b> | <b>\$ 1,200,000</b> |
| <b>600 Reimbursement</b>                             |                   |                     |                     |                     |
| 601 Reimbursement                                    | \$ (47,000)       | \$ -                | \$ -                | \$ -                |
|  | \$ (47,000)       | \$ -                | \$ -                | \$ -                |
| <i>Neighborhood Revitalization Adjustment</i>        | \$ -              | \$ 5,692            | \$ 5,692            | \$ 4,330            |
| <b>TOTAL</b>   | <b>\$ 675,145</b> | <b>\$ 1,205,692</b> | <b>\$ 1,183,226</b> | <b>\$ 1,204,330</b> |
| <b>* Debt Service Schedule - Bond &amp; Interest</b> |                   |                     |                     |                     |
| <u>Year (2011)</u>                                   | <u>Principle</u>  | <u>Interest</u>     | <u>Total</u>        |                     |
| 2005 G.O. Refunding (09/01/2017)                     | \$ 210,000        | \$ 36,880           | \$ 246,880          |                     |
| KDOT Revolving Loan 13 Mile (08/01/2018)             | \$ 334,121        | \$ 123,156          | \$ 457,277          |                     |
| KDOT Revolving Loan 36 Mile (08/01/2023)             | \$ 282,738        | \$ 198,570          | \$ 481,309          |                     |
| <b>TOTAL</b>   | <b>\$ 826,859</b> | <b>\$ 358,606</b>   | <b>\$ 1,185,466</b> |                     |

## 2011 COUNTY BUILDING REVENUE BUDGET

| RESOURCES                            | 2009 ACTUAL       | 2010 ESTIMATED    | 2011 BUDGETED     |
|--------------------------------------|-------------------|-------------------|-------------------|
| <i>Fund Balance January 1st</i>      | \$ 24,743         | \$ 56,219         | \$ -              |
| Delinquent Tax                       | \$ 2,882          | \$ 3,000          | \$ 2,800          |
| Motor Vehicle Tax                    | \$ 8,045          | \$ 22,816         | \$ 7,018          |
| Recreational Vehicle Tax             | \$ 175            | \$ 498            | \$ 158            |
| 16/20 Motor Vehicle Tax              | \$ 598            | \$ 838            | \$ 266            |
| <b>TOTAL REVENUE</b>                 | <b>\$ 36,443</b>  | <b>\$ 83,371</b>  | <b>\$ 10,242</b>  |
| <i>Ad Valorem Taxes</i>              | \$ 169,776        | \$ 53,559         | \$ 240,900        |
| <i>Ad Valorem w/Delinquency</i>      | \$ 169,776        | \$ 56,880         | \$ 252,945        |
| <b>TOTAL RESOURCES*</b>              | <b>\$ 206,219</b> | <b>\$ 140,251</b> | <b>\$ 251,142</b> |
| Less Expenditures                    | \$ 150,000        | \$ 140,251        | \$ 251,142        |
| <i>Balance Forward December 31st</i> | \$ 56,219         | \$ -              | \$ -              |

\* 2010 Estimated Total Resources Includes Ad Valorem w/Delinquency

**2011 COUNTY BUILDING BUDGET  
FUND #150**

| <b>EXPENDITURE SUMMARY</b>  |                                    |                   |                    |
|-----------------------------|------------------------------------|-------------------|--------------------|
| <b>Fund: 150</b>            | <b>Department: County Building</b> |                   | <b>Budget: 500</b> |
| ACCOUNT                     | ACTUAL 2009                        | ESTIMATED 2010    | BUDGET 2011        |
| PERSONAL SERVICES           | \$ -                               | \$ -              | \$ -               |
| CONTRACTUAL SERVICES        | \$ -                               | \$ -              | \$ -               |
| COMMODITIES/SUPPLIES        | \$ -                               | \$ -              | \$ -               |
| DEBT SERVICES               | \$ -                               | \$ -              | \$ -               |
| CAPITAL OUTLAY              | \$ -                               | \$ -              | \$ -               |
| TRANSFER TO...              | \$ 150,000                         | \$ 139,992        | \$ 250,000         |
| REIMBURSEMENT               | \$ -                               | \$ -              | \$ -               |
| NEIGHBORHOOD REVITALIZATION | \$ -                               | \$ 259            | \$ 1,142           |
| <b>TOTAL</b>                | <b>\$ 150,000</b>                  | <b>\$ 140,251</b> | <b>\$ 251,142</b>  |

| <b>PERSONNEL SCHEDULE</b>       |       |           |                  |                 |                 |             |             |
|---------------------------------|-------|-----------|------------------|-----------------|-----------------|-------------|-------------|
| POSITION                        | GRADE | PAY RANGE | NO. OF EMPLOYEES |                 |                 | BUDGET 2010 | BUDGET 2011 |
|                                 |       |           | ACTUAL 2009 FTE  | BUDGET 2010 FTE | BUDGET 2011 FTE |             |             |
| Total Employees (FTE)           |       |           | 0                | 0               | 0               | \$ -        | \$ -        |
| Overtime                        |       |           |                  |                 |                 | \$ -        | \$ -        |
| Longevity Expense               |       |           |                  |                 |                 | \$ -        | \$ -        |
| Cost of Living Adjustment       |       |           |                  |                 |                 | \$ -        | \$ -        |
| <b>TOTAL PERSONNEL EXPENSES</b> |       |           |                  |                 |                 | <b>\$ -</b> | <b>\$ -</b> |

## COUNTY BUILDING EXPENDITURE BUDGET

| EXPENDITURE DETAIL                            |                   |                   |                   |                   |
|---|-------------------|-------------------|-------------------|-------------------|
| ACCOUNT & SUB-ACCOUNT DETAIL                  | ACTUAL 2009       | BUDGET 2010       | ESTIMATED 2010    | BUDGETED 2011     |
| <b>100 <u>Personal Services</u></b>           | \$ -              | \$ -              | \$ -              | \$ -              |
|   | \$ -              | \$ -              | \$ -              | \$ -              |
| <b>200 <u>Contractual Services</u></b>        | \$ -              | \$ -              | \$ -              | \$ -              |
|   | \$ -              | \$ -              | \$ -              | \$ -              |
| <b>300 <u>Commodities/Supplies</u></b>        | \$ -              | \$ -              | \$ -              | \$ -              |
|   | \$ -              | \$ -              | \$ -              | \$ -              |
| <b>400 <u>Debt Services</u></b>               | \$ -              | \$ -              | \$ -              | \$ -              |
|   | \$ -              | \$ -              | \$ -              | \$ -              |
| <b>500 <u>Capital Outlay</u></b>              | \$ -              | \$ -              | \$ -              | \$ -              |
|   | \$ -              | \$ -              | \$ -              | \$ -              |
| <b>700 <u>Transfer To...</u></b>              |                   |                   |                   |                   |
| 702 General Equipment Reserve                 | \$ 50,000         | \$ 60,000         | \$ 60,000         | \$ 100,000        |
| 720 County Building Reserve                   | \$ 100,000        | \$ 100,000        | \$ 79,992         | \$ 150,000        |
|   | \$ 150,000        | \$ 160,000        | \$ 139,992        | \$ 250,000        |
| <b>TOTAL</b>                                  | <b>\$ 150,000</b> | <b>\$ 160,000</b> | <b>\$ 139,992</b> | <b>\$ 250,000</b> |
| <b>600 <u>Reimbursement</u></b>               | \$ -              | \$ -              | \$ -              | \$ -              |
|   | \$ -              | \$ -              | \$ -              | \$ -              |
| <i>Neighborhood Revitalization Adjustment</i> | \$ -              | \$ 259            | \$ 259            | \$ 1,142          |
| <b>TOTAL</b>                                  | <b>\$ 150,000</b> | <b>\$ 160,259</b> | <b>\$ 140,251</b> | <b>\$ 251,142</b> |

## 2011 ELECTION REVENUE BUDGET

| RESOURCES                            | 2009 ACTUAL       | 2010 ESTIMATED    | 2011 BUDGETED     |
|--------------------------------------|-------------------|-------------------|-------------------|
| <i>Fund Balance January 1st</i>      | \$ 46,132         | \$ 61,329         | \$ 30,124         |
| Delinquent Tax                       | \$ 3,405          | \$ 2,800          | \$ 2,800          |
| Motor Vehicle Tax                    | \$ 14,090         | \$ 15,611         | \$ 16,118         |
| Recreational Vehicle Tax             | \$ 308            | \$ 341            | \$ 362            |
| 16/20 Motor Vehicle Tax              | \$ 641            | \$ 573            | \$ 611            |
| Other Revenues                       | \$ -              | \$ -              | \$ -              |
| <b>TOTAL REVENUE</b>                 | <b>\$ 64,576</b>  | <b>\$ 80,654</b>  | <b>\$ 50,015</b>  |
| <i>Ad Valorem Taxes</i>              | \$ 116,081        | \$ 123,013        | \$ 94,635         |
| <i>Ad Valorem w/Delinquency</i>      | \$ 116,081        | \$ 130,640        | \$ 99,367         |
| <b>TOTAL RESOURCES*</b>              | <b>\$ 180,657</b> | <b>\$ 211,294</b> | <b>\$ 144,650</b> |
| Less Expenditures                    | \$ 119,328        | \$ 181,170        | \$ 144,650        |
| <i>Balance Forward December 31st</i> | \$ 61,329         | \$ 30,124         | \$ -              |

\* 2010 Estimated Total Resources Includes Ad Valorem w/Delinquency

**2011 ELECTION BUDGET  
FUND #114**

| <b>EXPENDITURE SUMMARY</b>         |                             |                       |                    |
|------------------------------------|-----------------------------|-----------------------|--------------------|
| <b>Fund: 114</b>                   | <b>Department: Election</b> |                       | <b>Budget: 500</b> |
| <b>ACCOUNT</b>                     | <b>ACTUAL 2009</b>          | <b>ESTIMATED 2010</b> | <b>BUDGET 2011</b> |
| <b>PERSONAL SERVICES</b>           | \$ 46,515                   | \$ 77,539             | \$ 77,701          |
| <b>CONTRACTUAL SERVICES</b>        | \$ 24,181                   | \$ 73,000             | \$ 39,000          |
| <b>COMMODITIES/SUPPLIES</b>        | \$ 23,796                   | \$ 36,000             | \$ 33,500          |
| <b>DEBT SERVICES</b>               | \$ -                        | \$ -                  | \$ -               |
| <b>CAPITAL OUTLAY</b>              | \$ -                        | \$ -                  | \$ -               |
| <b>TRANSFER TO...</b>              | \$ 25,000                   | \$ -                  | \$ -               |
| <b>REIMBURSEMENT</b>               | \$ (164)                    | \$ (6,000)            | \$ (6,000)         |
| <b>NEIGHBORHOOD REVITALIZATION</b> | \$ -                        | \$ 631                | \$ 449             |
| <b>TOTAL</b>                       | <b>\$ 119,328</b>           | <b>\$ 181,170</b>     | <b>\$ 144,650</b>  |

| <b>PERSONNEL SCHEDULE</b>        |              |                   |                         |                        |                        |                    |                    |
|----------------------------------|--------------|-------------------|-------------------------|------------------------|------------------------|--------------------|--------------------|
| <b>POSITION</b>                  | <b>GRADE</b> | <b>PAY RANGE</b>  | <b>NO. OF EMPLOYEES</b> |                        |                        | <b>BUDGET 2010</b> | <b>BUDGET 2011</b> |
|                                  |              |                   | <b>ACTUAL 2009 FTE</b>  | <b>BUDGET 2010 FTE</b> | <b>BUDGET 2011 FTE</b> |                    |                    |
| County Clerk                     | Elected      | N/A               | n/a                     | n/a                    | n/a                    | \$ 10,620          | \$ 10,620          |
| Deputy County Clerk              | 4            | \$16.09 - \$22.98 | 1                       | 0                      | 0                      | \$ -               | \$ -               |
| Bookkeeper                       | 2a           | \$12.02 - \$17.17 | 0                       | 1                      | 1                      | \$ 32,460          | \$ 33,272          |
| <b>Total Full Time Employees</b> |              |                   | <u>1</u>                | <u>1</u>               | <u>1</u>               | <u>\$ 43,080</u>   | <u>\$ 43,892</u>   |
| Clerk II (part-time)             | 2            | \$10.71 - \$15.30 | n/a                     | n/a                    | n/a                    | \$ 13,186          | \$ 13,450          |
| Clerk I (part-time)              | 1            | \$8.57 - \$12.24  | n/a                     | n/a                    | n/a                    | \$ 9,176           | \$ 9,359           |
| <b>Total Employees (FTE)</b>     |              |                   | <u>1</u>                | <u>1</u>               | <u>1</u>               | <u>\$ 65,442</u>   | <u>\$ 66,701</u>   |
| Overtime                         |              |                   |                         |                        |                        | \$ 10,000          | \$ 10,000          |
| Longevity Expense                |              |                   |                         |                        |                        | \$ 1,000           | \$ 1,000           |
| Cost of Living Adjustment        |              |                   |                         |                        |                        | \$ 1,097           | \$ -               |
| <b>TOTAL PERSONNEL EXPENSES</b>  |              |                   |                         |                        |                        | <b>\$ 77,539</b>   | <b>\$ 77,701</b>   |

# ELECTION EXPENDITURE BUDGET

| EXPENDITURE DETAIL                            |                   |                   |                   |                   |
|---|-------------------|-------------------|-------------------|-------------------|
| ACCOUNT & SUB-ACCOUNT DETAIL                  | ACTUAL 2009       | BUDGET 2010       | ESTIMATED 2010    | BUDGETED 2011     |
| <b>100 <u>Personal Services</u></b>           |                   |                   |                   |                   |
| 101 Salaries                                  | \$ 44,486         | \$ 43,080         | \$ 43,730         | \$ 43,892         |
| 102 Part-time Salaries                        | \$ 1,279          | \$ 22,362         | \$ 22,809         | \$ 22,809         |
| 103 Overtime                                  | \$ -              | \$ 10,000         | \$ 10,000         | \$ 10,000         |
| 106 Longevity                                 | \$ 750            | \$ 1,000          | \$ 1,000          | \$ 1,000          |
| 107 Cost of Living Adjustment                 | \$ -              | \$ 1,097          | \$ -              | \$ -              |
|   | \$ 46,515         | \$ 77,539         | \$ 77,539         | \$ 77,701         |
| <b>200 <u>Contractual Services</u></b>        |                   |                   |                   |                   |
| 201 Travel                                    | \$ 1,671          | \$ 1,000          | \$ 1,000          | \$ 1,000          |
| 204 Postage                                   | \$ 1,175          | \$ 6,500          | \$ 6,500          | \$ 5,000          |
| 207 Legal Publications                        | \$ 355            | \$ 4,500          | \$ 4,500          | \$ 1,500          |
| 209 Professional Services                     | \$ 17,457         | \$ 48,000         | \$ 48,000         | \$ 25,000         |
| 212 Building Rent                             | \$ 445            | \$ 1,000          | \$ 1,000          | \$ 500            |
| 299 Other Contractual Services                | \$ 3,078          | \$ 12,000         | \$ 12,000         | \$ 6,000          |
|   | \$ 24,181         | \$ 73,000         | \$ 73,000         | \$ 39,000         |
| <b>300 <u>Commodities/Supplies</u></b>        |                   |                   |                   |                   |
| 301 Office Supplies                           | \$ 3,649          | \$ 10,000         | \$ 10,000         | \$ 10,000         |
| 320 Computer Parts & Supplies                 | \$ 888            | \$ 1,000          | \$ 1,000          | \$ 1,500          |
| 322 Printer/Copier Paper                      | \$ 19,259         | \$ 25,000         | \$ 25,000         | \$ 22,000         |
|   | \$ 23,796         | \$ 36,000         | \$ 36,000         | \$ 33,500         |
| <b>400 <u>Debt Services</u></b>               |                   |                   |                   |                   |
|   | \$ -              | \$ -              | \$ -              | \$ -              |
|   | \$ -              | \$ -              | \$ -              | \$ -              |
| <b>500 <u>Capital Outlay</u></b>              |                   |                   |                   |                   |
|   | \$ -              | \$ -              | \$ -              | \$ -              |
|   | \$ -              | \$ -              | \$ -              | \$ -              |
| <b>700 <u>Transfer To...</u></b>              |                   |                   |                   |                   |
| 702 Equipment Reserve                         | \$ 25,000         | \$ -              | \$ -              | \$ -              |
|   | \$ 25,000         | \$ -              | \$ -              | \$ -              |
| <b>TOTAL</b>                                  | <b>\$ 119,492</b> | <b>\$ 186,539</b> | <b>\$ 186,539</b> | <b>\$ 150,201</b> |
| <b>600 <u>Reimbursement</u></b>               |                   |                   |                   |                   |
| 601 Reimbursement                             | \$ (164)          | \$ (6,000)        | \$ (6,000)        | \$ (6,000)        |
|   | \$ (164)          | \$ (6,000)        | \$ (6,000)        | \$ (6,000)        |
| <i>Neighborhood Revitalization Adjustment</i> | \$ -              | \$ 631            | \$ 631            | \$ 449            |
| <b>TOTAL</b>                                  | <b>\$ 119,328</b> | <b>\$ 181,170</b> | <b>\$ 181,170</b> | <b>\$ 144,650</b> |

## 2011 EMPLOYEE BENEFITS REVENUE BUDGET

| RESOURCES                            | 2009 ACTUAL         | 2010 ESTIMATED      | 2011 BUDGETED       |
|--------------------------------------|---------------------|---------------------|---------------------|
| <i>Fund Balance January 1st</i>      | \$ 512,054          | \$ 439,179          | \$ 449,998          |
| Delinquent Tax                       | \$ 63,288           | \$ 47,000           | \$ 47,000           |
| Motor Vehicle Tax                    | \$ 317,965          | \$ 293,174          | \$ 275,725          |
| Recreational Vehicle Tax             | \$ 7,016            | \$ 6,400            | \$ 6,190            |
| 16/20 Motor Vehicle Tax              | \$ 5,581            | \$ 10,763           | \$ 10,454           |
| Slider                               | \$ 514              | \$ -                | \$ -                |
| <b>TOTAL REVENUE</b>                 | <b>\$ 906,418</b>   | <b>\$ 796,516</b>   | <b>\$ 789,367</b>   |
| <i>Ad Valorem Taxes</i>              | \$ 2,178,295        | \$ 2,104,287        | \$ 2,097,412        |
| <i>Ad Valorem w/Delinquency</i>      | \$ 2,178,295        | \$ 2,234,753        | \$ 2,202,283        |
| <b>TOTAL RESOURCES*</b>              | <b>\$ 3,084,713</b> | <b>\$ 3,031,269</b> | <b>\$ 2,886,779</b> |
| Less Expenditures                    | \$ 2,645,534        | \$ 2,581,271        | \$ 2,886,779        |
| <i>Balance Forward December 31st</i> | \$ 439,179          | \$ 449,998          | \$ -                |

\* 2010 Estimated Total Resources Includes Ad Valorem w/Delinquency

**2011 EMPLOYEE BENEFITS BUDGET  
FUND #106**

| <b>EXPENDITURE SUMMARY</b>         |                                      |                       |                    |
|------------------------------------|--------------------------------------|-----------------------|--------------------|
| <b>Fund: 106</b>                   | <b>Department: Employee Benefits</b> |                       | <b>Budget: 500</b> |
| <b>ACCOUNT</b>                     | <b>ACTUAL 2009</b>                   | <b>ESTIMATED 2010</b> | <b>BUDGET 2011</b> |
| <b>PERSONAL SERVICES</b>           | \$ 2,636,461                         | \$ 2,524,077          | \$ 2,817,155       |
| <b>CONTRACTUAL SERVICES</b>        | \$ -                                 | \$ -                  | \$ -               |
| <b>COMMODITIES/SUPPLIES</b>        | \$ -                                 | \$ -                  | \$ -               |
| <b>DEBT SERVICES</b>               | \$ 76,180                            | \$ 74,470             | \$ 72,603          |
| <b>CAPITAL OUTLAY</b>              | \$ -                                 | \$ -                  | \$ -               |
| <b>TRANSFER TO...</b>              | \$ -                                 | \$ -                  | \$ -               |
| <b>REIMBURSEMENT</b>               | \$ (67,107)                          | \$ (27,853)           | \$ (12,920)        |
| <b>NEIGHBORHOOD REVITALIZATION</b> | \$ -                                 | \$ 10,577             | \$ 9,941           |
| <b>TOTAL</b>                       | \$ 2,645,534                         | \$ 2,581,271          | \$ 2,886,779       |

| <b>PERSONNEL SCHEDULE</b>       |              |                  |                         |                        |                        |                    |                    |
|---------------------------------|--------------|------------------|-------------------------|------------------------|------------------------|--------------------|--------------------|
| <b>POSITION</b>                 | <b>GRADE</b> | <b>PAY RANGE</b> | <b>NO. OF EMPLOYEES</b> |                        |                        | <b>BUDGET 2010</b> | <b>BUDGET 2011</b> |
|                                 |              |                  | <b>ACTUAL 2009 FTE</b>  | <b>BUDGET 2010 FTE</b> | <b>BUDGET 2011 FTE</b> |                    |                    |
| Total Employees (FTE)           |              |                  | 0                       | 0                      | 0                      | \$ -               | \$ -               |
| Overtime                        |              |                  |                         |                        |                        | \$ -               | \$ -               |
| Longevity Expense               |              |                  |                         |                        |                        | \$ -               | \$ -               |
| Cost of Living Adjustment       |              |                  |                         |                        |                        | \$ -               | \$ -               |
| <b>TOTAL PERSONNEL EXPENSES</b> |              |                  |                         |                        |                        | \$ -               | \$ -               |

## EMPLOYEE BENEFITS EXPENDITURE BUDGET

| EXPENDITURE DETAIL                            |                     |                     |                     |                     |
|---|---------------------|---------------------|---------------------|---------------------|
| ACCOUNT & SUB-ACCOUNT DETAIL                  | ACTUAL 2009         | BUDGET 2010         | ESTIMATED 2010      | BUDGETED 2011       |
| <b>100 Personal Services</b>                  |                     |                     |                     |                     |
| 110 KPERS                                     | \$ 210,876          | \$ 300,233          | \$ 277,000          | \$ 317,185          |
| 111 FICA                                      | \$ 452,248          | \$ 515,862          | \$ 500,000          | \$ 505,802          |
| 112 Health Insurance                          | \$ 1,335,450        | \$ 1,178,549        | \$ 1,145,000        | \$ 1,328,881        |
| 113 Dental Insurance                          | \$ 67,896           | \$ 83,085           | \$ 83,085           | \$ 85,897           |
| 114 Vision Insurance                          | \$ 17,773           | \$ -                | \$ -                | \$ -                |
| 115 Life Insurance                            | \$ 6,591            | \$ 6,971            | \$ 6,600            | \$ 6,935            |
| 116 KP&F                                      | \$ 314,856          | \$ 326,423          | \$ 312,000          | \$ 346,424          |
| 117 Worker's Compensation                     | \$ 196,385          | \$ 202,120          | \$ 152,000          | \$ 173,916          |
| 118 Unemployment Insurance                    | \$ 16,292           | \$ 18,642           | \$ 20,392           | \$ 24,115           |
| 192 Wellness                                  | \$ 18,094           | \$ 25,000           | \$ 25,000           | \$ 25,000           |
| 194 Flexible Spending Account                 | \$ -                | \$ 3,000            | \$ 3,000            | \$ 3,000            |
|   | \$ 2,636,461        | \$ 2,659,885        | \$ 2,524,077        | \$ 2,817,155        |
| <b>200 Contractual Services</b>               |                     |                     |                     |                     |
|   | \$ -                | \$ -                | \$ -                | \$ -                |
|   | \$ -                | \$ -                | \$ -                | \$ -                |
| <b>300 Commodities/Supplies</b>               |                     |                     |                     |                     |
|   | \$ -                | \$ -                | \$ -                | \$ -                |
|   | \$ -                | \$ -                | \$ -                | \$ -                |
| <b>400 Debt Services</b>                      |                     |                     |                     |                     |
| 401 Debt Service Payment (KP&F Bonds)         | \$ 76,180           | \$ 74,470           | \$ 74,470           | \$ 72,603           |
|   | \$ 76,180           | \$ 74,470           | \$ 74,470           | \$ 72,603           |
| <b>500 Capital Outlay</b>                     |                     |                     |                     |                     |
|   | \$ -                | \$ -                | \$ -                | \$ -                |
|   | \$ -                | \$ -                | \$ -                | \$ -                |
| <b>700 Transfer To...</b>                     |                     |                     |                     |                     |
|   | \$ -                | \$ -                | \$ -                | \$ -                |
|   | \$ -                | \$ -                | \$ -                | \$ -                |
| <b>TOTAL</b>                                  | <b>\$ 2,712,641</b> | <b>\$ 2,734,355</b> | <b>\$ 2,598,547</b> | <b>\$ 2,889,758</b> |
| <b>600 Reimbursement</b>                      |                     |                     |                     |                     |
| 601 Reimbursement                             | \$ (67,107)         | \$ (12,500)         | \$ (27,853)         | \$ (12,920)         |
|   | \$ (67,107)         | \$ (12,500)         | \$ (27,853)         | \$ (12,920)         |
| <i>Neighborhood Revitalization Adjustment</i> | \$ -                | \$ 10,577           | \$ 10,577           | \$ 9,941            |
| <b>TOTAL</b>                                  | <b>\$ 2,645,534</b> | <b>\$ 2,732,432</b> | <b>\$ 2,581,271</b> | <b>\$ 2,886,779</b> |

## 2011 HEALTH REVENUE BUDGET

| RESOURCES                            | 2009 ACTUAL       | 2010 ESTIMATED      | 2011 BUDGETED     |
|--------------------------------------|-------------------|---------------------|-------------------|
| <i>Fund Balance January 1st</i>      | \$ 207,258        | \$ 287,736          | \$ 209,237        |
| Delinquent Tax                       | \$ 9,109          | \$ 5,000            | \$ 5,000          |
| Motor Vehicle Tax                    | \$ 43,170         | \$ 24,963           | \$ 24,146         |
| Recreational Vehicle Tax             | \$ 947            | \$ 545              | \$ 542            |
| 16/20 Motor Vehicle Tax              | \$ 1,648          | \$ 916              | \$ 915            |
| Service Fees                         | \$ 285,169        | \$ 180,000          | \$ 180,000        |
| Intergovernmental**                  | \$ 253,296        | \$ 332,638          | \$ 252,750        |
| Slider                               | \$ 726            | \$ -                | \$ -              |
| <b>TOTAL REVENUE</b>                 | <b>\$ 801,323</b> | <b>\$ 831,798</b>   | <b>\$ 672,590</b> |
| <i>Ad Valorem Taxes</i>              | \$ 185,459        | \$ 184,280          | \$ 134,729        |
| <i>Ad Valorem w/Delinquency</i>      | \$ 185,459        | \$ 195,705          | \$ 141,465        |
| <b>TOTAL RESOURCES*</b>              | <b>\$ 986,782</b> | <b>\$ 1,027,503</b> | <b>\$ 807,319</b> |
| Less Expenditures                    | \$ 699,046        | \$ 818,266          | \$ 807,319        |
| <i>Balance Forward December 31st</i> | \$ 287,736        | \$ 209,237          | \$ -              |

\* 2010 Estimated Total Resources Includes Ad Valorem w/Delinquency

\*\*Intergovernmental

| SOURCE                             | 2009              | 2010              | 2011              |
|------------------------------------|-------------------|-------------------|-------------------|
| WIC Grant                          | \$ 90,138         | \$ 77,399         | \$ 80,000         |
| H1N1 Phase 1, 2 and 3              | \$ -              | \$ 73,002         | \$ -              |
| Family Planning Grant              | \$ 30,927         | \$ 30,806         | \$ 24,000         |
| Healthy Start Grant                | \$ 15,533         | \$ -              | \$ -              |
| Maternal & Child Health Grant      | \$ -              | \$ 21,853         | \$ 20,500         |
| Child Care Grant                   | \$ 21,729         | \$ 25,309         | \$ 23,000         |
| IAP                                | \$ 13,748         | \$ 3,750          | \$ 4,200          |
| Pandemic Flu Grant                 | \$ 35,741         | \$ -              | \$ -              |
| Formula Grant                      | \$ -              | \$ 17,827         | \$ 18,400         |
| Kansas Health Foundation           | \$ 1,252          | \$ 1,650          | \$ 1,650          |
| Emergency Preparedness             | \$ 38,115         | \$ 23,265         | \$ 24,000         |
| Public Health Nurse                | \$ 4,487          | \$ 6,777          | \$ 6,000          |
| Targeted Grant                     | \$ 7,650          | \$ -              | \$ -              |
| Medicare                           | \$ 37,702         | \$ 27,000         | \$ 27,000         |
| Medicaid                           | \$ 42,691         | \$ 24,000         | \$ 24,000         |
| Intergovernmental Audit Adjustment | \$ (86,417)       | \$ -              | \$ -              |
| <b>TOTALS</b>                      | <b>\$ 253,296</b> | <b>\$ 332,638</b> | <b>\$ 252,750</b> |

**2011 HEALTH BUDGET  
FUND #108**

| <b>EXPENDITURE SUMMARY</b>         |                           |                       |                    |
|------------------------------------|---------------------------|-----------------------|--------------------|
| <b>Fund: 108</b>                   | <b>Department: Health</b> |                       | <b>Budget: 500</b> |
| <b>ACCOUNT</b>                     | <b>ACTUAL 2009</b>        | <b>ESTIMATED 2010</b> | <b>BUDGET 2011</b> |
| <b>PERSONAL SERVICES</b>           | \$ 459,762                | \$ 507,956            | \$ 513,260         |
| <b>CONTRACTUAL SERVICES</b>        | \$ 86,209                 | \$ 104,650            | \$ 113,400         |
| <b>COMMODITIES/SUPPLIES</b>        | \$ 154,996                | \$ 204,900            | \$ 168,020         |
| <b>DEBT SERVICES</b>               | \$ -                      | \$ -                  | \$ -               |
| <b>CAPITAL OUTLAY</b>              | \$ 811                    | \$ -                  | \$ 2,000           |
| <b>TRANSFER TO...</b>              | \$ -                      | \$ -                  | \$ 10,000          |
| <b>REIMBURSEMENT</b>               | \$ (2,732)                | \$ -                  | \$ -               |
| <b>NEIGHBORHOOD REVITALIZATION</b> | \$ -                      | \$ 760                | \$ 639             |
| <b>TOTAL</b>                       | \$ 699,046                | \$ 818,266            | \$ 807,319         |

| <b>PERSONNEL SCHEDULE</b>         |              |                   |                         |                        |                        |                    |                    |
|-----------------------------------|--------------|-------------------|-------------------------|------------------------|------------------------|--------------------|--------------------|
| <b>POSITION</b>                   | <b>GRADE</b> | <b>PAY RANGE</b>  | <b>NO. OF EMPLOYEES</b> |                        |                        | <b>BUDGET 2010</b> | <b>BUDGET 2011</b> |
|                                   |              |                   | <b>ACTUAL 2009 FTE</b>  | <b>BUDGET 2010 FTE</b> | <b>BUDGET 2011 FTE</b> |                    |                    |
| Health Director                   | 6a           | \$24.27 - \$34.66 | 1                       | 1                      | 1                      | \$ 57,223          | \$ 58,366          |
| Nurse Supervisor                  | 5a           | \$20.73 - \$29.60 | 1                       | 1                      | 1                      | \$ 50,605          | \$ 51,617          |
| Registered Nurse                  | 5            | \$19.09 - \$27.27 | 2                       | 2                      | 2                      | \$ 87,597          | \$ 83,052          |
| Office Manager                    | 4            | \$16.09 - \$22.98 | 1                       | 1                      | 1                      | \$ 35,513          | \$ 36,223          |
| Clerk II                          | 2            | \$10.82 - \$15.45 | 2                       | 2                      | 3                      | \$ 54,117          | \$ 73,834          |
| Medical Assistant                 | 2            | \$10.82 - \$15.45 | 0                       | 0                      | 1                      | \$ -               | \$ 23,338          |
| Clerk I                           | 1            | \$8.65 - \$12.36  | 1                       | 1                      | 0                      | \$ 19,476          | \$ -               |
| <b>Total Full Time Employees</b>  |              |                   | <b>8</b>                | <b>8</b>               | <b>9</b>               | <b>\$ 304,531</b>  | <b>\$ 326,430</b>  |
| Public Health Officer (part-time) | N/A          | N/A               | n/a                     | n/a                    | n/a                    | \$ 2,992           | \$ 2,992           |
| Nurse Practitioner (part-time)    | N/A          | N/A               | n/a                     | n/a                    | n/a                    | \$ 18,000          | \$ 18,000          |
| WIC Dietitian (part-time)         | N/A          | N/A               | n/a                     | n/a                    | n/a                    | \$ 3,237           | \$ 3,237           |
| Registered Nurse (part-time)      | 5            | \$19.09 - \$27.27 | n/a                     | n/a                    | n/a                    | \$ -               | \$ 3,000           |
| Clerk II (part-time)              | 2            | \$10.82 - \$15.45 | n/a                     | n/a                    | n/a                    | \$ 11,128          | \$ -               |
| Clerk I (part-time)               | 1            | \$8.65 - \$12.36  | n/a                     | n/a                    | n/a                    | \$ 12,423          | \$ 12,671          |
| <b>Total Employees (FTE)</b>      |              |                   | <b>8</b>                | <b>8</b>               | <b>9</b>               | <b>\$ 352,311</b>  | <b>\$ 366,330</b>  |
| Overtime                          |              |                   |                         |                        |                        | \$ 3,000           | \$ 3,000           |
| Longevity Expense                 |              |                   |                         |                        |                        | \$ 7,500           | \$ 5,750           |
| Cost of Living Adjustment         |              |                   |                         |                        |                        | \$ 6,561           | \$ -               |
| Benefits                          |              |                   |                         |                        |                        | \$ 118,114         | \$ 138,180         |
| <b>TOTAL PERSONNEL EXPENSES</b>   |              |                   |                         |                        |                        | <b>\$ 487,486</b>  | <b>\$ 513,260</b>  |

# HEALTH EXPENDITURE BUDGET

| EXPENDITURE DETAIL                            |                   |                   |                   |                   |
|---|-------------------|-------------------|-------------------|-------------------|
| ACCOUNT & SUB-ACCOUNT DETAIL                  | ACTUAL 2009       | BUDGET 2010       | ESTIMATED 2010    | BUDGETED 2011     |
| <b>100 Personal Services</b>                  |                   |                   |                   |                   |
| 101 Salaries                                  | \$ 303,447        | \$ 304,531        | \$ 323,726        | \$ 326,430        |
| 102 Part-time Salaries                        | \$ 35,101         | \$ 47,780         | \$ 54,153         | \$ 39,900         |
| 103 Overtime                                  | \$ -              | \$ 3,000          | \$ 3,000          | \$ 3,000          |
| 106 Longevity                                 | \$ 6,375          | \$ 7,500          | \$ 5,500          | \$ 5,750          |
| 107 Cost of Living Adjustment                 | \$ -              | \$ 6,561          | \$ -              | \$ -              |
| 110 KPERS                                     | \$ 16,935         | \$ 23,970         | \$ 22,868         | \$ 25,198         |
| 111 FICA                                      | \$ 22,684         | \$ 26,907         | \$ 25,816         | \$ 27,313         |
| 112 Health Insurance                          | \$ 68,209         | \$ 58,175         | \$ 66,056         | \$ 75,982         |
| 113 Dental Insurance                          | \$ 4,298          | \$ 5,006          | \$ 4,781          | \$ 5,004          |
| 114 Vision Insurance                          | \$ 978            | \$ -              | \$ -              | \$ -              |
| 115 Life Insurance                            | \$ 332            | \$ 394            | \$ 375            | \$ 373            |
| 117 Worker's Compensation                     | \$ 867            | \$ 2,677          | \$ 800            | \$ 2,989          |
| 118 Unemployment Insurance                    | \$ 536            | \$ 985            | \$ 881            | \$ 1,321          |
|   | \$ 459,762        | \$ 487,486        | \$ 507,956        | \$ 513,260        |
| <b>200 Contractual Services</b>               |                   |                   |                   |                   |
| 201 Travel                                    | \$ 921            | \$ 3,500          | \$ 3,500          | \$ 3,500          |
| 202 Education & Training                      | \$ 3,660          | \$ 4,500          | \$ 4,500          | \$ 6,400          |
| 204 Postage                                   | \$ 1,030          | \$ 1,000          | \$ 1,000          | \$ 1,250          |
| 205 Telephone / Pager                         | \$ 4,228          | \$ 4,000          | \$ 4,000          | \$ 4,400          |
| 206 Dues & Memberships                        | \$ 335            | \$ 1,650          | \$ 1,650          | \$ 800            |
| 208 Advertisement                             | \$ 1,150          | \$ 2,500          | \$ 2,500          | \$ 8,000          |
| 209 Professional Services                     | \$ 3,418          | \$ 2,000          | \$ 2,000          | \$ 1,500          |
| 210 Books & Publications                      | \$ -              | \$ -              | \$ -              | \$ 2,500          |
| 212 Building Rent                             | \$ 61,484         | \$ 61,500         | \$ 61,500         | \$ 61,500         |
| 223 Vehicle Insurance                         | \$ 221            | \$ 750            | \$ 750            | \$ 350            |
| 232 Office Equipment Maintenance & Repair     | \$ 235            | \$ 750            | \$ 750            | \$ 500            |
| 235 Vehicle Maintenance & Repair              | \$ 25             | \$ 500            | \$ 500            | \$ 500            |
| 238 Copier Maintenance & Repair               | \$ 73             | \$ 500            | \$ 500            | \$ 1,200          |
| 256 Software Support/Licensing                | \$ 510            | \$ 1,500          | \$ 1,500          | \$ 4,500          |
| 261 Laboratory Services                       | \$ 7,548          | \$ 17,000         | \$ 17,000         | \$ 9,500          |
| 299 Other Contractual Services                | \$ 1,371          | \$ 3,000          | \$ 3,000          | \$ 7,000          |
|   | \$ 86,209         | \$ 104,650        | \$ 104,650        | \$ 113,400        |
| <b>300 Commodities/Supplies</b>               |                   |                   |                   |                   |
| 301 Office Supplies                           | \$ 4,559          | \$ 9,000          | \$ 9,000          | \$ 9,000          |
| 303 Office Equipment                          | \$ 8,149          | \$ 4,500          | \$ 4,500          | \$ 500            |
| 325 Medical Equipment                         | \$ 6,301          | \$ 8,000          | \$ 8,000          | \$ 5,000          |
| 326 Medical Supplies                          | \$ 13,853         | \$ 20,000         | \$ 20,000         | \$ 16,000         |
| 327 Vaccines/Medicines                        | \$ 120,488        | \$ 160,000        | \$ 160,000        | \$ 135,000        |
| 345 Motor Fuel                                | \$ 469            | \$ 1,084          | \$ 1,000          | \$ 1,020          |
| 399 Other Commodities & Supplies              | \$ 1,177          | \$ 2,400          | \$ 2,400          | \$ 1,500          |
|   | \$ 154,996        | \$ 204,984        | \$ 204,900        | \$ 168,020        |
| <b>400 Debt Services</b>                      |                   |                   |                   |                   |
|   | \$ -              | \$ -              | \$ -              | \$ -              |
|   | \$ -              | \$ -              | \$ -              | \$ -              |
| <b>500 Capital Outlay</b>                     |                   |                   |                   |                   |
| 505 Technology Hardware                       | \$ 811            | \$ -              | \$ -              | \$ 2,000          |
|   | \$ 811            | \$ -              | \$ -              | \$ 2,000          |
| <b>700 Transfer To...</b>                     |                   |                   |                   |                   |
| 701 Health Equipment Reserve                  | \$ -              | \$ -              | \$ -              | \$ 10,000         |
|   | \$ -              | \$ -              | \$ -              | \$ 10,000         |
| <b>TOTAL</b>                                  | <b>\$ 701,778</b> | <b>\$ 797,120</b> | <b>\$ 817,506</b> | <b>\$ 806,680</b> |
| <b>600 Reimbursement</b>                      |                   |                   |                   |                   |
| 601 Reimbursement                             | \$ (2,732)        | \$ -              | \$ -              | \$ -              |
|   | \$ (2,732)        | \$ -              | \$ -              | \$ -              |
| <i>Neighborhood Revitalization Adjustment</i> | \$ -              | \$ 760            | \$ 760            | \$ 639            |
| <b>TOTAL</b>                                  | <b>\$ 699,046</b> | <b>\$ 797,880</b> | <b>\$ 818,266</b> | <b>\$ 807,319</b> |

## 2011 NOXIOUS WEED REVENUE BUDGET

| RESOURCES                            | 2009 ACTUAL       | 2010 ESTIMATED    | 2011 BUDGETED     |
|--------------------------------------|-------------------|-------------------|-------------------|
| <i>Fund Balance January 1st</i>      | \$ 3,931          | \$ 14,900         | \$ 25,695         |
| Delinquent Tax                       | \$ 3,781          | \$ 5,000          | \$ 3,800          |
| Motor Vehicle Tax                    | \$ 13,600         | \$ 20,908         | \$ 20,532         |
| Recreational Vehicle Tax             | \$ 300            | \$ 456            | \$ 461            |
| 16/20 Motor Vehicle Tax              | \$ 286            | \$ 768            | \$ 778            |
| Slider                               | \$ 52             | \$ -              | \$ -              |
| <b>TOTAL REVENUE</b>                 | <b>\$ 21,950</b>  | <b>\$ 42,032</b>  | <b>\$ 51,266</b>  |
| <i>Ad Valorem Taxes</i>              | \$ 155,413        | \$ 156,698        | \$ 133,459        |
| <i>Ad Valorem w/Delinquency</i>      | \$ 155,413        | \$ 166,413        | \$ 140,132        |
| <b>TOTAL RESOURCES*</b>              | <b>\$ 177,363</b> | <b>\$ 208,445</b> | <b>\$ 184,725</b> |
| Less Expenditures                    | \$ 162,463        | \$ 182,750        | \$ 184,725        |
| <i>Balance Forward December 31st</i> | \$ 14,900         | \$ 25,695         | \$ -              |

\* 2010 Estimated Total Resources Includes Ad Valorem w/Delinquency

**2011 NOXIOUS WEED BUDGET  
FUND #122**

| <b>EXPENDITURE SUMMARY</b>         |                                 |                       |                    |
|------------------------------------|---------------------------------|-----------------------|--------------------|
| <b>Fund: 122</b>                   | <b>Department: Noxious Weed</b> |                       | <b>Budget: 500</b> |
| <b>ACCOUNT</b>                     | <b>ACTUAL 2009</b>              | <b>ESTIMATED 2010</b> | <b>BUDGET 2011</b> |
| <b>PERSONAL SERVICES</b>           | \$ 120,069                      | \$ 121,367            | \$ 121,617         |
| <b>CONTRACTUAL SERVICES</b>        | \$ 13,893                       | \$ 16,080             | \$ 16,825          |
| <b>COMMODITIES/SUPPLIES</b>        | \$ 121,086                      | \$ 104,500            | \$ 117,800         |
| <b>CAPITAL OUTLAY</b>              | \$ -                            | \$ -                  | \$ 850             |
| <b>TRANSFER TO...</b>              | \$ -                            | \$ -                  | \$ -               |
| <b>REIMBURSEMENT</b>               | \$ (92,585)                     | \$ (60,000)           | \$ (73,000)        |
| <b>NEIGHBORHOOD REVITALIZATION</b> | \$ -                            | \$ 803                | \$ 633             |
| <b>TOTAL</b>                       | <b>\$ 162,463</b>               | <b>\$ 182,750</b>     | <b>\$ 184,725</b>  |

| <b>PERSONNEL SCHEDULE</b>        |              |                   |                         |                        |                        |                    |                    |
|----------------------------------|--------------|-------------------|-------------------------|------------------------|------------------------|--------------------|--------------------|
| <b>POSITION</b>                  | <b>GRADE</b> | <b>PAY RANGE</b>  | <b>NO. OF EMPLOYEES</b> |                        |                        | <b>BUDGET 2010</b> | <b>BUDGET 2011</b> |
|                                  |              |                   | <b>ACTUAL 2009 FTE</b>  | <b>BUDGET 2010 FTE</b> | <b>BUDGET 2011 FTE</b> |                    |                    |
| Director of Noxious Weed         | 5            | \$19.09 - \$27.27 | 0.5                     | 0.5                    | 0.5                    | \$ 24,092          | \$ 24,332          |
| Lead Chemical Applicator         | 3            | \$13.18 - \$18.84 | 1                       | 1                      | 1                      | \$ 30,276          | \$ 30,882          |
| Clerk III                        | 3            | \$13.18 - \$18.84 | 0.5                     | 0.5                    | 0.5                    | \$ 15,520          | \$ 15,831          |
| Chemical Applicator II           | 2a           | \$12.13 - \$17.33 | 1                       | 1                      | 1                      | \$ 28,690          | \$ 29,264          |
| Clerk II                         | 2            | \$10.82 - \$15.45 | 0.5                     | 0.5                    | 0.5                    | \$ 11,361          | \$ 11,534          |
| <b>Total Full Time Employees</b> |              |                   | <b>3.5</b>              | <b>3.5</b>             | <b>3.5</b>             | <b>\$ 109,939</b>  | <b>\$ 111,843</b>  |
| Chemical Applicator (part-time)  | 0            | \$6.96 - \$10.82  | n/a                     | n/a                    | n/a                    | \$ 4,524           | \$ 4,524           |
| <b>Total Employees (FTE)</b>     |              |                   | <b>3.5</b>              | <b>3.5</b>             | <b>3.5</b>             | <b>\$ 114,463</b>  | <b>\$ 116,367</b>  |
| Overtime                         |              |                   |                         |                        |                        | \$ 2,500           | \$ 2,500           |
| Longevity Expense                |              |                   |                         |                        |                        | \$ 2,875           | \$ 2,750           |
| Cost of Living Adjustment        |              |                   |                         |                        |                        | \$ 2,380           | \$ -               |
| <b>TOTAL PERSONNEL EXPENSES</b>  |              |                   |                         |                        |                        | <b>\$ 122,218</b>  | <b>\$ 121,617</b>  |

## NOXIOUS WEED EXPENDITURE BUDGET

| EXPENDITURE DETAIL                            |                   |                   |                   |                   |
|---|-------------------|-------------------|-------------------|-------------------|
| ACCOUNT & SUB-ACCOUNT DETAIL                  | ACTUAL 2009       | BUDGET 2010       | ESTIMATED 2010    | BUDGETED 2011     |
| <b>100 <u>Personal Services</u></b>           |                   |                   |                   |                   |
| 101 Salaries                                  | \$ 116,944        | \$ 109,939        | \$ 111,843        | \$ 111,843        |
| 102 Part-time Salaries                        | \$ -              | \$ 4,524          | \$ 4,524          | \$ 4,524          |
| 103 Overtime                                  | \$ -              | \$ 2,500          | \$ 2,500          | \$ 2,500          |
| 106 Longevity                                 | \$ 3,125          | \$ 2,875          | \$ 2,500          | \$ 2,750          |
| 107 Cost of Living Adjustment                 | \$ -              | \$ 2,380          | \$ -              | \$ -              |
|   | \$ 120,069        | \$ 122,218        | \$ 121,367        | \$ 121,617        |
| <b>200 <u>Contractual Services</u></b>        |                   |                   |                   |                   |
| 202 Training & Education                      | \$ 225            | \$ 800            | \$ 750            | \$ 800            |
| 204 Postage                                   | \$ 289            | \$ 230            | \$ 300            | \$ 325            |
| 206 Dues & Memberships                        | \$ 400            | \$ 650            | \$ 500            | \$ 500            |
| 207 Legal Publications                        | \$ 224            | \$ 500            | \$ 400            | \$ 500            |
| 208 Advertisement                             | \$ -              | \$ 400            | \$ 200            | \$ 400            |
| 211 Equipment Rental                          | \$ 704            | \$ 600            | \$ 700            | \$ 600            |
| 214 Utilities                                 | \$ 5,011          | \$ 5,500          | \$ 5,500          | \$ 5,500          |
| 215 Gas Service                               | \$ 1,840          | \$ 3,000          | \$ 2,500          | \$ 2,500          |
| 225 Permits & Fees                            | \$ 206            | \$ 650            | \$ 500            | \$ 650            |
| 233 Building & Grounds Maintenance & Repairs  | \$ 916            | \$ 500            | \$ 500            | \$ 750            |
| 234 Equipment Maintenance & Repairs           | \$ 3,375          | \$ 2,000          | \$ 2,130          | \$ 2,000          |
| 235 Vehicle Maintenance & Repairs             | \$ 631            | \$ 2,000          | \$ 2,000          | \$ 2,000          |
| 258 Physicals                                 | \$ 72             | \$ 300            | \$ 100            | \$ 300            |
|   | \$ 13,893         | \$ 17,130         | \$ 16,080         | \$ 16,825         |
| <b>300 <u>Commodities/Supplies</u></b>        |                   |                   |                   |                   |
| 301 Office Supplies                           | \$ 440            | \$ 900            | \$ 750            | \$ 800            |
| 303 Office Equipment                          | \$ 98             | \$ 250            | \$ 250            | \$ 250            |
| 305 Custodial Supplies                        | \$ 232            | \$ 500            | \$ 400            | \$ 500            |
| 306 Safety Equipment                          | \$ 297            | \$ 400            | \$ 400            | \$ 400            |
| 315 Parts (Vehicle & Equipment)               | \$ 1,347          | \$ 2,500          | \$ 2,500          | \$ 2,500          |
| 322 Printer/Copier Paper                      | \$ -              | \$ 200            | \$ 200            | \$ 200            |
| 330 Construction Supplies & Materials         | \$ 59             | \$ 500            | \$ 500            | \$ 500            |
| 340 Hand Tools                                | \$ -              | \$ 250            | \$ 250            | \$ 250            |
| 341 Repair Parts                              | \$ 924            | \$ 2,000          | \$ 2,000          | \$ 2,000          |
| 342 Shop Supplies                             | \$ 1,686          | \$ 2,500          | \$ 2,500          | \$ 2,300          |
| 343 Chemicals                                 | \$ 113,225        | \$ 87,500         | \$ 87,500         | \$ 100,000        |
| 345 Motor Fuels                               | \$ 2,726          | \$ 5,834          | \$ 4,000          | \$ 4,000          |
| 346 Oil & Lubricants                          | \$ 52             | \$ 750            | \$ 750            | \$ 1,100          |
| 347 Tires                                     | \$ -              | \$ 2,500          | \$ 2,500          | \$ 3,000          |
|   | \$ 121,086        | \$ 106,584        | \$ 104,500        | \$ 117,800        |
| <b>500 <u>Capital Outlay</u></b>              |                   |                   |                   |                   |
| 505 Technology Hardware                       | \$ -              | \$ -              | \$ -              | \$ 850            |
|   | \$ -              | \$ -              | \$ -              | \$ 850            |
| <b>700 <u>Transfer To...</u></b>              |                   |                   |                   |                   |
|   | \$ -              | \$ -              | \$ -              | \$ -              |
|   | \$ -              | \$ -              | \$ -              | \$ -              |
| <b>TOTAL</b>                                  | <b>\$ 255,048</b> | <b>\$ 245,932</b> | <b>\$ 241,947</b> | <b>\$ 257,092</b> |
| <b>600 <u>Reimbursement</u></b>               |                   |                   |                   |                   |
| 601 Reimbursement                             | \$ (92,585)       | \$ (55,000)       | \$ (60,000)       | \$ (73,000)       |
|   | \$ (92,585)       | \$ (55,000)       | \$ (60,000)       | \$ (73,000)       |
| <i>Neighborhood Revitalization Adjustment</i> | \$ -              | \$ 803            | \$ 803            | \$ 633            |
| <b>TOTAL</b>                                  | <b>\$ 162,463</b> | <b>\$ 191,735</b> | <b>\$ 182,750</b> | <b>\$ 184,725</b> |

## 2011 SOLID WASTE REVENUE BUDGET

| RESOURCES                            | 2009 ACTUAL         | 2010 ESTIMATED      | 2011 BUDGETED       |
|--------------------------------------|---------------------|---------------------|---------------------|
| <i>Fund Balance January 1st</i>      | \$ 709,803          | \$ 597,633          | \$ 508,570          |
| Service Fees                         | \$ 876,278          | \$ 900,000          | \$ 800,000          |
| Other Revenues                       | \$ 54,799           | \$ 100,000          | \$ 100,000          |
| <b>TOTAL RESOURCES</b>               | <b>\$ 1,640,880</b> | <b>\$ 1,597,633</b> | <b>\$ 1,408,570</b> |
| Less Expenditures                    | \$ 1,043,247        | \$ 1,089,063        | \$ 1,171,441        |
| <i>Balance Forward December 31st</i> | \$ 597,633          | \$ 508,570          | \$ 237,129          |

**2011 SOLID WASTE BUDGET  
FUND #402**

| <b>EXPENDITURE SUMMARY</b>  |                                |                     |                     |
|-----------------------------|--------------------------------|---------------------|---------------------|
| <b>Fund: 402</b>            | <b>Department: Solid Waste</b> |                     | <b>Budget: 500</b>  |
| ACCOUNT                     | ACTUAL 2009                    | ESTIMATED 2010      | BUDGET 2011         |
| PERSONAL SERVICES           | \$ 318,096                     | \$ 319,263          | \$ 341,901          |
| CONTRACTUAL SERVICES        | \$ 595,914                     | \$ 595,550          | \$ 631,290          |
| COMMODITIES/SUPPLIES        | \$ 43,520                      | \$ 78,250           | \$ 102,250          |
| TRANSFER TO...              | \$ 96,000                      | \$ 96,000           | \$ 96,000           |
| REIMBURSEMENT               | \$ (10,283)                    | \$ -                | \$ -                |
| NEIGHBORHOOD REVITALIZATION | \$ -                           | \$ -                | \$ -                |
| <b>TOTAL</b>                | <b>\$ 1,043,247</b>            | <b>\$ 1,089,063</b> | <b>\$ 1,171,441</b> |

| <b>PERSONNEL SCHEDULE</b>       |       |                   |                  |                 |                 |                   |                   |
|---------------------------------|-------|-------------------|------------------|-----------------|-----------------|-------------------|-------------------|
| POSITION                        | GRADE | PAY RANGE         | NO. OF EMPLOYEES |                 |                 | BUDGET 2010       | BUDGET 2011       |
|                                 |       |                   | ACTUAL 2009 FTE  | BUDGET 2010 FTE | BUDGET 2011 FTE |                   |                   |
| Director of Solid Waste         | 5     | \$19.09 - \$27.27 | 0.5              | 0.5             | 0.5             | \$ 24,092         | \$ 24,333         |
| Clerk III                       | 3     | \$13.18 - \$18.84 | 0.5              | 0.5             | 0.5             | \$ 15,520         | \$ 15,831         |
| Heavy Equipment Operator II     | 2a    | \$12.13 - \$17.33 | 2                | 2               | 2               | \$ 58,284         | \$ 59,450         |
| Recycling Technician Leadman    | 2a    | \$12.13 - \$17.33 | 1                | 1               | 1               | \$ 25,492         | \$ 26,002         |
| Recycling Technician            | 2     | \$10.82 - \$15.45 | 2.25             | 2.25            | 2.25            | \$ 52,064         | \$ 53,077         |
| Clerk II                        | 2     | \$10.82 - \$15.45 | 1.25             | 1.25            | 1.25            | \$ 32,575         | \$ 33,199         |
| Total Employees (FTE)           |       |                   | 7.5              | 7.5             | 7.5             | \$ 208,027        | \$ 211,892        |
| Overtime                        |       |                   |                  |                 |                 | \$ 15,500         | \$ 15,500         |
| Longevity Expense               |       |                   |                  |                 |                 | \$ 5,625          | \$ 5,750          |
| Cost of Living Adjustment       |       |                   |                  |                 |                 | \$ 4,162          | \$ -              |
| Benefits                        |       |                   |                  |                 |                 | \$ 98,368         | \$ 108,759        |
| <b>TOTAL PERSONNEL EXPENSES</b> |       |                   |                  |                 |                 | <b>\$ 331,682</b> | <b>\$ 341,901</b> |

# SOLID WASTE EXPENDITURE BUDGET

| <b>EXPENDITURE DETAIL</b>                     |                     |                     |                       |                      |
|---|---------------------|---------------------|-----------------------|----------------------|
| <b>ACCOUNT &amp; SUB-ACCOUNT DETAIL</b>       | <b>ACTUAL 2009</b>  | <b>BUDGET 2010</b>  | <b>ESTIMATED 2010</b> | <b>BUDGETED 2011</b> |
| <b>100 Personal Services</b>                  |                     |                     |                       |                      |
| 101 Salaries                                  | \$ 221,195          | \$ 208,027          | \$ 211,892            | \$ 211,892           |
| 103 Overtime                                  | \$ -                | \$ 15,500           | \$ 15,500             | \$ 15,500            |
| 106 Longevity                                 | \$ 4,125            | \$ 5,625            | \$ 5,500              | \$ 5,750             |
| 107 Cost of Living Adjustment                 | \$ -                | \$ 4,162            | \$ -                  | \$ -                 |
| 110 KPERS                                     | \$ 10,311           | \$ 16,659           | \$ 13,941             | \$ 18,045            |
| 111 FICA                                      | \$ 13,697           | \$ 17,849           | \$ 14,875             | \$ 17,836            |
| 112 Health Insurance                          | \$ 57,413           | \$ 49,804           | \$ 47,775             | \$ 59,676            |
| 113 Dental Insurance                          | \$ 2,723            | \$ 3,463            | \$ 3,417              | \$ 3,934             |
| 114 Vision Insurance                          | \$ 744              | \$ -                | \$ -                  | \$ -                 |
| 115 Life Insurance                            | \$ 274              | \$ 311              | \$ 270                | \$ 311               |
| 117 Worker's Compensation                     | \$ 7,215            | \$ 9,628            | \$ 5,589              | \$ 8,094             |
| 118 Unemployment Insurance                    | \$ 399              | \$ 654              | \$ 504                | \$ 863               |
|   | \$ 318,096          | \$ 331,682          | \$ 319,263            | \$ 341,901           |
| <b>200 Contractual Services</b>               |                     |                     |                       |                      |
| 202 Training & Education                      | \$ -                | \$ 1,000            | \$ 400                | \$ 1,000             |
| 204 Postage                                   | \$ 158              | \$ 175              | \$ 175                | \$ 190               |
| 206 Dues & Memberships                        | \$ 5,200            | \$ 5,500            | \$ 5,400              | \$ 5,500             |
| 208 Advertisement                             | \$ 638              | \$ 800              | \$ 800                | \$ 800               |
| 211 Equipment Rental                          | \$ 1,950            | \$ 3,000            | \$ 100                | \$ 1,000             |
| 214 Utilities                                 | \$ 7,191            | \$ 10,000           | \$ 8,000              | \$ 10,000            |
| 215 Gas Service                               | \$ 5,624            | \$ 5,000            | \$ 6,000              | \$ 6,500             |
| 223 Vehicle Insurance                         | \$ 2,515            | \$ 2,900            | \$ 2,600              | \$ 2,900             |
| 225 Permits & Fees                            | \$ -                | \$ 1,000            | \$ 500                | \$ 1,000             |
| 234 Equipment Maintenance & Repair            | \$ 29,291           | \$ 18,000           | \$ 18,000             | \$ 18,000            |
| 235 Vehicle Maintenance & Repair              | \$ 2,414            | \$ 4,000            | \$ 3,500              | \$ 4,000             |
| 251 Solid Waste Diposal: Contractual          | \$ 540,861          | \$ 580,000          | \$ 550,000            | \$ 580,000           |
| 258 Physicals                                 | \$ 72               | \$ 250              | \$ 75                 | \$ 200               |
| 262 Kansas Drug Testing                       | \$ -                | \$ 250              | \$ -                  | \$ 200               |
|   | \$ 595,914          | \$ 631,875          | \$ 595,550            | \$ 631,290           |
| <b>300 Commodities/Supplies</b>               |                     |                     |                       |                      |
| 301 Office Supplies                           | \$ 713              | \$ 750              | \$ 650                | \$ 750               |
| 302 Forms                                     | \$ 749              | \$ 1,100            | \$ 800                | \$ 1,100             |
| 303 Office Equipment                          | \$ 310              | \$ 350              | \$ 350                | \$ 350               |
| 305 Custodial Supplies                        | \$ 739              | \$ 750              | \$ 750                | \$ 900               |
| 306 Safety Equipment                          | \$ 194              | \$ 400              | \$ 200                | \$ 400               |
| 312 Food                                      | \$ 193              | \$ 300              | \$ 300                | \$ 300               |
| 315 Parts (Vehicle & Equipment)               | \$ 2,515            | \$ 16,000           | \$ 15,000             | \$ 16,000            |
| 322 Printer/Copier Paper                      | \$ 10               | \$ 200              | \$ 200                | \$ 200               |
| 330 Construction Supplies & Materials         | \$ 2,675            | \$ 1,000            | \$ 1,000              | \$ 1,500             |
| 336 Rock                                      | \$ -                | \$ 15,000           | \$ 7,000              | \$ 13,000            |
| 340 Hand Tools                                | \$ 9                | \$ 500              | \$ 500                | \$ 500               |
| 341 Repair Parts                              | \$ 1,897            | \$ -                | \$ -                  | \$ -                 |
| 342 Shop Supplies                             | \$ 972              | \$ 750              | \$ 750                | \$ 1,000             |
| 344 Propane                                   | \$ 1,435            | \$ 1,000            | \$ 1,500              | \$ 2,000             |
| 345 Motor Fuel                                | \$ 14,881           | \$ 37,500           | \$ 24,000             | \$ 25,000            |
| 346 Oil & Lubricants                          | \$ 89               | \$ 750              | \$ 750                | \$ 750               |
| 347 Tires                                     | \$ 271              | \$ 2,500            | \$ 2,500              | \$ 3,500             |
| 348 Items Purchased for Resale                | \$ 10,000           | \$ 28,500           | \$ 16,000             | \$ 28,500            |
| 350 Bailing Supplies                          | \$ 5,868            | \$ 6,500            | \$ 6,000              | \$ 6,500             |
|   | \$ 43,520           | \$ 113,850          | \$ 78,250             | \$ 102,250           |
| <b>700 Transfer To...</b>                     |                     |                     |                       |                      |
| 708 Solid Waste Capital Outlay Reserve        | \$ 96,000           | \$ 96,000           | \$ 96,000             | \$ 96,000            |
|   | \$ 96,000           | \$ 96,000           | \$ 96,000             | \$ 96,000            |
| <b>TOTAL</b>                                  | <b>\$ 1,053,530</b> | <b>\$ 1,173,407</b> | <b>\$ 1,089,063</b>   | <b>\$ 1,171,441</b>  |
| <b>600 Reimbursement</b>                      |                     |                     |                       |                      |
| 601 Reimbursement                             | \$ (10,283)         | \$ -                | \$ -                  | \$ -                 |
|   | \$ (10,283)         | \$ -                | \$ -                  | \$ -                 |
| <i>Neighborhood Revitalization Adjustment</i> | \$ -                | \$ -                | \$ -                  | \$ -                 |
| <b>TOTAL</b>                                  | <b>\$ 1,043,247</b> | <b>\$ 1,173,407</b> | <b>\$ 1,089,063</b>   | <b>\$ 1,171,441</b>  |

## 2011 MOTOR VEHICLE REVENUE BUDGET

| RESOURCES                            | 2009 ACTUAL       | 2010 ESTIMATED    | 2011 BUDGETED     |
|--------------------------------------|-------------------|-------------------|-------------------|
| <i>Fund Balance January 1st</i>      | \$ 61,869         | \$ 69,444         | \$ 12,521         |
| Miscellaneous                        | \$ 216,607        | \$ 162,765        | \$ 218,117        |
| <b>TOTAL RESOURCES</b>               | <b>\$ 278,476</b> | <b>\$ 232,209</b> | <b>\$ 230,638</b> |
| Less Expenditures                    | \$ 209,032        | \$ 219,688        | \$ 222,024        |
| <i>Balance Forward December 31st</i> | \$ 69,444         | \$ 12,521         | \$ 8,614          |

**2011 MOTOR VEHICLE BUDGET  
FUND #502**

| <b>EXPENDITURE SUMMARY</b>  |                                  |                   |                    |
|-----------------------------|----------------------------------|-------------------|--------------------|
| <b>Fund: 502</b>            | <b>Department: Motor Vehicle</b> |                   | <b>Budget: 500</b> |
| ACCOUNT                     | ACTUAL 2009                      | ESTIMATED 2010    | BUDGET 2011        |
| PERSONAL SERVICES           | \$ 129,115                       | \$ 132,078        | \$ 132,213         |
| CONTRACTUAL SERVICES        | \$ 9,026                         | \$ 7,800          | \$ 10,001          |
| COMMODITIES/SUPPLIES        | \$ 7,069                         | \$ 14,810         | \$ 14,810          |
| DEBT SERVICES               | \$ -                             | \$ -              | \$ -               |
| CAPITAL OUTLAY              | \$ -                             | \$ -              | \$ -               |
| TRANSFER TO...              | \$ 65,291                        | \$ 65,000         | \$ 65,000          |
| REIMBURSEMENT               | \$ (1,469)                       | \$ -              | \$ -               |
| NEIGHBORHOOD REVITALIZATION | \$ -                             | \$ -              | \$ -               |
| <b>TOTAL</b>                | <b>\$ 209,032</b>                | <b>\$ 219,688</b> | <b>\$ 222,024</b>  |

| <b>PERSONNEL SCHEDULE</b>       |         |                   |                  |                 |                 |                   |                   |
|---------------------------------|---------|-------------------|------------------|-----------------|-----------------|-------------------|-------------------|
| POSITION                        | GRADE   | PAY RANGE         | NO. OF EMPLOYEES |                 |                 | BUDGET 2010       | BUDGET 2011       |
|                                 |         |                   | ACTUAL 2009 FTE  | BUDGET 2010 FTE | BUDGET 2011 FTE |                   |                   |
| County Treasurer                | Elected | N/A               | n/a              | n/a             | n/a             | \$ 10,620         | \$ 10,620         |
| Clerk III                       | 3       | \$13.18 - \$18.84 | 1                | 1               | 1               | \$ 30,597         | \$ 31,209         |
| Clerk II                        | 2       | \$10.82 - \$15.45 | 3                | 3               | 3               | \$ 83,332         | \$ 85,134         |
| Total Employees (FTE)           |         |                   | 4                | 4               | 4               | \$ 124,549        | \$ 126,963        |
| Overtime                        |         |                   |                  |                 |                 | \$ 2,000          | \$ 2,000          |
| Longevity Expense               |         |                   |                  |                 |                 | \$ 3,250          | \$ 3,250          |
| Cost of Living Adjustment       |         |                   |                  |                 |                 | \$ 2,279          | \$ -              |
| <b>TOTAL PERSONNEL EXPENSES</b> |         |                   |                  |                 |                 | <b>\$ 132,078</b> | <b>\$ 132,213</b> |

# MOTOR VEHICLE EXPENDITURE BUDGET

| EXPENDITURE DETAIL                            |                   |                   |                   |                   |
|---|-------------------|-------------------|-------------------|-------------------|
| ACCOUNT & SUB-ACCOUNT DETAIL                  | ACTUAL 2009       | BUDGET 2010       | ESTIMATED 2010    | BUDGETED 2011     |
| <b>100 <u>Personal Services</u></b>           |                   |                   |                   |                   |
| 101 Salaries                                  | \$ 125,865        | \$ 124,549        | \$ 126,828        | \$ 126,963        |
| 103 Overtime                                  | \$ -              | \$ 2,000          | \$ 2,000          | \$ 2,000          |
| 106 Longevity                                 | \$ 3,250          | \$ 3,250          | \$ 3,250          | \$ 3,250          |
| 107 Cost of Living Adjustment                 | \$ -              | \$ 2,279          | \$ -              | \$ -              |
|   | \$ 129,115        | \$ 132,078        | \$ 132,078        | \$ 132,213        |
| <b>200 <u>Contractual Services</u></b>        |                   |                   |                   |                   |
| 201 Travel                                    | \$ 180            | \$ 800            | \$ 800            | \$ 800            |
| 204 Postage                                   | \$ 4,320          | \$ 5,000          | \$ 5,000          | \$ 5,000          |
| 205 Telephone / Pager                         | \$ 1,190          | \$ 1,500          | \$ 1,500          | \$ 1,500          |
| 299 Other Contractual Services                | \$ 3,336          | \$ 500            | \$ 500            | \$ 2,701          |
|   | \$ 9,026          | \$ 7,800          | \$ 7,800          | \$ 10,001         |
| <b>300 <u>Commodities/Supplies</u></b>        |                   |                   |                   |                   |
| 301 Office Supplies                           | \$ 6,704          | \$ 6,500          | \$ 6,500          | \$ 6,500          |
| 303 Office Equipment                          | \$ 365            | \$ 3,310          | \$ 3,310          | \$ 3,310          |
| 399 Other Commodities & Supplies              | \$ -              | \$ 5,000          | \$ 5,000          | \$ 5,000          |
|   | \$ 7,069          | \$ 14,810         | \$ 14,810         | \$ 14,810         |
| <b>400 <u>Debt Services</u></b>               |                   |                   |                   |                   |
|   | \$ -              | \$ -              | \$ -              | \$ -              |
|   | \$ -              | \$ -              | \$ -              | \$ -              |
| <b>500 <u>Capital Outlay</u></b>              |                   |                   |                   |                   |
|   | \$ -              | \$ -              | \$ -              | \$ -              |
|   | \$ -              | \$ -              | \$ -              | \$ -              |
| <b>700 <u>Transfer To...</u></b>              |                   |                   |                   |                   |
| 702 General Fund Revenue                      | \$ 65,291         | \$ 65,000         | \$ 65,000         | \$ 65,000         |
|   | \$ 65,291         | \$ 65,000         | \$ 65,000         | \$ 65,000         |
| <b>TOTAL</b>                                  | <b>\$ 210,501</b> | <b>\$ 219,688</b> | <b>\$ 219,688</b> | <b>\$ 222,024</b> |
| <b>600 <u>Reimbursement</u></b>               |                   |                   |                   |                   |
| 601 Reimbursement                             | \$ (1,469)        | \$ -              | \$ -              | \$ -              |
|   | \$ (1,469)        | \$ -              | \$ -              | \$ -              |
| <i>Neighborhood Revitalization Adjustment</i> | \$ -              | \$ -              | \$ -              | \$ -              |
| <b>TOTAL</b>                                  | <b>\$ 209,032</b> | <b>\$ 219,688</b> | <b>\$ 219,688</b> | <b>\$ 222,024</b> |

## 2011 SPECIAL LIABILITY REVENUE BUDGET

| RESOURCES                            | 2009 ACTUAL       | 2010 ESTIMATED    | 2011 BUDGETED     |
|--------------------------------------|-------------------|-------------------|-------------------|
| <i>Fund Balance January 1st</i>      | \$ 500,670        | \$ 441,210        | \$ 327,930        |
| Delinquent Tax                       | \$ 2,901          | \$ 2,000          | \$ 2,000          |
| Motor Vehicle Tax                    | \$ 11,029         | \$ 9,349          | \$ 8,912          |
| Recreational Vehicle Tax             | \$ 243            | \$ 204            | \$ 200            |
| 16/20 Motor Vehicle Tax              | \$ 193            | \$ 343            | \$ 338            |
| Slider                               | \$ 566            | \$ -              | \$ -              |
| <b>TOTAL REVENUE</b>                 | <b>\$ 515,602</b> | <b>\$ 453,106</b> | <b>\$ 339,380</b> |
| <i>Ad Valorem Taxes</i>              | \$ 69,507         | \$ 68,012         | \$ 111,147        |
| <i>Ad Valorem w/Delinquency</i>      | \$ 69,507         | \$ 72,229         | \$ 116,705        |
| <b>TOTAL RESOURCES*</b>              | <b>\$ 585,109</b> | <b>\$ 525,335</b> | <b>\$ 450,527</b> |
| Less Expenditures                    | \$ 143,899        | \$ 197,405        | \$ 450,527        |
| <i>Balance Forward December 31st</i> | \$ 441,210        | \$ 327,930        | \$ -              |

\* 2010 Estimated Total Resources Includes Ad Valorem w/Delinquency

**2011 SPECIAL LIABILITY BUDGET  
FUND #134**

| <b>EXPENDITURE SUMMARY</b>  |                                      |                   |                    |
|-----------------------------|--------------------------------------|-------------------|--------------------|
| <b>Fund: 134</b>            | <b>Department: Special Liability</b> |                   | <b>Budget: 500</b> |
| ACCOUNT                     | ACTUAL 2009                          | ESTIMATED 2010    | BUDGET 2011        |
| PERSONAL SERVICES           | \$ -                                 | \$ -              | \$ -               |
| CONTRACTUAL SERVICES        | \$ 93,899                            | \$ 97,056         | \$ 400,000         |
| COMMODITIES/SUPPLIES        | \$ -                                 | \$ -              | \$ -               |
| DEBT SERVICES               | \$ -                                 | \$ -              | \$ -               |
| CAPITAL OUTLAY              | \$ -                                 | \$ -              | \$ -               |
| TRANSFER TO...              | \$ 50,000                            | \$ 100,000        | \$ 50,000          |
| REIMBURSEMENT               | \$ -                                 | \$ -              | \$ -               |
| NEIGHBORHOOD REVITALIZATION | \$ -                                 | \$ 349            | \$ 527             |
| <b>TOTAL</b>                | <b>\$ 143,899</b>                    | <b>\$ 197,405</b> | <b>\$ 450,527</b>  |

| <b>PERSONNEL SCHEDULE</b>       |       |           |                  |                 |                 |             |             |
|---------------------------------|-------|-----------|------------------|-----------------|-----------------|-------------|-------------|
| POSITION                        | GRADE | PAY RANGE | NO. OF EMPLOYEES |                 |                 | BUDGET 2010 | BUDGET 2011 |
|                                 |       |           | ACTUAL 2009 FTE  | BUDGET 2010 FTE | BUDGET 2011 FTE |             |             |
| Total Employees (FTE)           |       |           | 0                | 0               | 0               | \$ -        | \$ -        |
| Overtime                        |       |           |                  |                 |                 | \$ -        | \$ -        |
| Longevity Expense               |       |           |                  |                 |                 | \$ -        | \$ -        |
| Cost of Living Adjustment       |       |           |                  |                 |                 | \$ -        | \$ -        |
| <b>TOTAL PERSONNEL EXPENSES</b> |       |           |                  |                 |                 | <b>\$ -</b> | <b>\$ -</b> |

## SPECIAL LIABILITY EXPENDITURE BUDGET

| EXPENDITURE DETAIL                            |                   |                   |                   |                   |
|---|-------------------|-------------------|-------------------|-------------------|
| ACCOUNT & SUB-ACCOUNT DETAIL                  | ACTUAL 2009       | BUDGET 2010       | ESTIMATED 2010    | BUDGETED 2011     |
| <b>100 Personal Services</b>                  | \$ -              | \$ -              | \$ -              | \$ -              |
|   | \$ -              | \$ -              | \$ -              | \$ -              |
| <b>200 Contractual Services</b>               |                   |                   |                   |                   |
| 220 Insurance                                 | \$ 93,899         | \$ 437,341        | \$ 97,056         | \$ 400,000        |
|   | \$ 93,899         | \$ 437,341        | \$ 97,056         | \$ 400,000        |
| <b>300 Commodities/Supplies</b>               | \$ -              | \$ -              | \$ -              | \$ -              |
|   | \$ -              | \$ -              | \$ -              | \$ -              |
| <b>400 Debt Services</b>                      | \$ -              | \$ -              | \$ -              | \$ -              |
|   | \$ -              | \$ -              | \$ -              | \$ -              |
| <b>500 Capital Outlay</b>                     | \$ -              | \$ -              | \$ -              | \$ -              |
|   | \$ -              | \$ -              | \$ -              | \$ -              |
| <b>700 Transfer To...</b>                     |                   |                   |                   |                   |
| 735 Risk Management Reserve                   | \$ 50,000         | \$ 50,000         | \$ 100,000        | \$ 50,000         |
|   | \$ 50,000         | \$ 50,000         | \$ 100,000        | \$ 50,000         |
| <b>TOTAL</b>                                  | <b>\$ 143,899</b> | <b>\$ 487,341</b> | <b>\$ 197,056</b> | <b>\$ 450,000</b> |
| <b>600 Reimbursement</b>                      | \$ -              | \$ -              | \$ -              | \$ -              |
|   | \$ -              | \$ -              | \$ -              | \$ -              |
| <i>Neighborhood Revitalization Adjustment</i> | \$ -              | \$ 349            | \$ 349            | \$ 527            |
| <b>TOTAL</b>                                  | <b>\$ 143,899</b> | <b>\$ 487,690</b> | <b>\$ 197,405</b> | <b>\$ 450,527</b> |

# MISCELLANEOUS TAX SUPPORTED FUNDS



## 2011 CONSERVATION DISTRICT REVENUE BUDGET

| RESOURCES                            | 2009 ACTUAL      | 2010 ESTIMATED   | 2011 BUDGETED    |
|--------------------------------------|------------------|------------------|------------------|
| <i>Fund Balance January 1st</i>      | \$ 7             | \$ 966           | \$ 3,317         |
| Delinquent Tax                       | \$ 1,263         | \$ 1,000         | \$ 1,000         |
| Motor Vehicle Tax                    | \$ 4,664         | \$ 4,779         | \$ 4,968         |
| Recreational Vehicle Tax             | \$ 102           | \$ 104           | \$ 112           |
| 16/20 Motor Vehicle Tax              | \$ 195           | \$ 175           | \$ 188           |
| Slider                               | \$ 135           | \$ -             | \$ -             |
| <b>TOTAL REVENUE</b>                 | <b>\$ 6,366</b>  | <b>\$ 7,024</b>  | <b>\$ 9,585</b>  |
| <i>Ad Valorem Taxes</i>              | \$ 35,669        | \$ 37,918        | \$ 34,358        |
| <i>Ad Valorem w/Delinquency</i>      | \$ 35,669        | \$ 40,269        | \$ 36,076        |
| <b>TOTAL RESOURCES*</b>              | <b>\$ 42,035</b> | <b>\$ 47,293</b> | <b>\$ 43,943</b> |
| Less Expenditures                    | \$ 41,069        | \$ 43,976        | \$ 43,943        |
| <i>Balance Forward December 31st</i> | \$ 966           | \$ 3,317         | \$ -             |

\* 2010 Estimated Total Resources Includes Ad Valorem w/Delinquency

**2011 CONSERVATION DISTRICT BUDGET  
FUND #142**

| <b>EXPENDITURE SUMMARY</b>         |  |                       |                    |
|------------------------------------|--|-----------------------|--------------------|
| <b>Fund: 142</b>                   | <b>Department: Conservation District</b> |                       | <b>Budget: 500</b> |
| <b>ACCOUNT</b>                     | <b>ACTUAL 2009</b>                       | <b>ESTIMATED 2010</b> | <b>BUDGET 2011</b> |
| <b>PERSONAL SERVICES</b>           | \$ -                                     | \$ -                  | \$ -               |
| <b>CONTRACTUAL SERVICES</b>        | \$ 41,069                                | \$ 43,780             | \$ 43,780          |
| <b>COMMODITIES/SUPPLIES</b>        | \$ -                                     | \$ -                  | \$ -               |
| <b>DEBT SERVICES</b>               | \$ -                                     | \$ -                  | \$ -               |
| <b>CAPITAL OUTLAY</b>              | \$ -                                     | \$ -                  | \$ -               |
| <b>TRANSFER TO...</b>              | \$ -                                     | \$ -                  | \$ -               |
| <b>REIMBURSEMENT</b>               | \$ -                                     | \$ -                  | \$ -               |
| <b>NEIGHBORHOOD REVITALIZATION</b> | \$ -                                     | \$ 196                | \$ 163             |
| <b>TOTAL</b>                       | <b>\$ 41,069</b>                         | <b>\$ 43,976</b>      | <b>\$ 43,943</b>   |

| <b>PERSONNEL SCHEDULE</b>       |              |                  |                         |                        |                        |                    |                    |
|---------------------------------|--------------|------------------|-------------------------|------------------------|------------------------|--------------------|--------------------|
| <b>POSITION</b>                 | <b>GRADE</b> | <b>PAY RANGE</b> | <b>NO. OF EMPLOYEES</b> |                        |                        | <b>BUDGET 2010</b> | <b>BUDGET 2011</b> |
|                                 |              |                  | <b>ACTUAL 2009 FTE</b>  | <b>BUDGET 2010 FTE</b> | <b>BUDGET 2011 FTE</b> |                    |                    |
|                                 |              |                  | 0                       | 0                      | 0                      | \$ -               | \$ -               |
| Total Employees (FTE)           |              |                  | 0                       | 0                      | 0                      | \$ -               | \$ -               |
| Overtime                        |              |                  |                         |                        |                        | \$ -               | \$ -               |
| Longevity Expense               |              |                  |                         |                        |                        | \$ -               | \$ -               |
| Cost of Living Adjustment       |              |                  |                         |                        |                        | \$ -               | \$ -               |
| <b>TOTAL PERSONNEL EXPENSES</b> |              |                  |                         |                        |                        | <b>\$ -</b>        | <b>\$ -</b>        |

## CONSERVATION DISTRICT EXPENDITURE BUDGET

| EXPENDITURE DETAIL                            |                  |                  |                  |                  |
|---|------------------|------------------|------------------|------------------|
| ACCOUNT & SUB-ACCOUNT DETAIL                  | ACTUAL 2009      | BUDGET 2010      | ESTIMATED 2010   | BUDGETED 2011    |
| <b>100 <u>Personal Services</u></b>           | \$ -             | \$ -             | \$ -             | \$ -             |
|   | \$ -             | \$ -             | \$ -             | \$ -             |
| <b>200 <u>Contractual Services</u></b>        |                  |                  |                  |                  |
| 299 Other Contractual Services                | \$ 41,069        | \$ 43,780        | \$ 43,780        | \$ 43,780        |
|   | \$ 41,069        | \$ 43,780        | \$ 43,780        | \$ 43,780        |
| <b>300 <u>Commodities/Supplies</u></b>        |                  |                  |                  |                  |
|   | \$ -             | \$ -             | \$ -             | \$ -             |
|   | \$ -             | \$ -             | \$ -             | \$ -             |
| <b>400 <u>Debt Services</u></b>               |                  |                  |                  |                  |
|   | \$ -             | \$ -             | \$ -             | \$ -             |
|   | \$ -             | \$ -             | \$ -             | \$ -             |
| <b>500 <u>Capital Outlay</u></b>              |                  |                  |                  |                  |
|   | \$ -             | \$ -             | \$ -             | \$ -             |
|   | \$ -             | \$ -             | \$ -             | \$ -             |
| <b>700 <u>Transfer To...</u></b>              |                  |                  |                  |                  |
|   | \$ -             | \$ -             | \$ -             | \$ -             |
|   | \$ -             | \$ -             | \$ -             | \$ -             |
| <b>TOTAL</b>                                  | <b>\$ 41,069</b> | <b>\$ 43,780</b> | <b>\$ 43,780</b> | <b>\$ 43,780</b> |
| <b>600 <u>Reimbursement</u></b>               |                  |                  |                  |                  |
|   | \$ -             | \$ -             | \$ -             | \$ -             |
|   | \$ -             | \$ -             | \$ -             | \$ -             |
| <i>Neighborhood Revitalization Adjustment</i> | \$ -             | \$ 196           | \$ 196           | \$ 163           |
| <b>TOTAL</b>                                  | <b>\$ 41,069</b> | <b>\$ 43,976</b> | <b>\$ 43,976</b> | <b>\$ 43,943</b> |

## 2011 SERVICES FOR THE ELDERLY REVENUE BUDGET

| RESOURCES                            | 2009 ACTUAL       | 2010 ESTIMATED    | 2011 BUDGETED     |
|--------------------------------------|-------------------|-------------------|-------------------|
| <i>Fund Balance January 1st</i>      | \$ 60             | \$ -              | \$ 8,646          |
| Delinquent Tax                       | \$ 6,102          | \$ 5,000          | \$ 5,000          |
| Motor Vehicle Tax                    | \$ 23,557         | \$ 21,419         | \$ 18,272         |
| Recreational Vehicle Tax             | \$ 516            | \$ 468            | \$ 410            |
| 16/20 Motor Vehicle Tax              | \$ 1,075          | \$ 786            | \$ 693            |
| Slider                               | \$ 564            | \$ -              | \$ -              |
| <b>TOTAL REVENUE</b>                 | <b>\$ 31,874</b>  | <b>\$ 27,673</b>  | <b>\$ 33,021</b>  |
| <i>Ad Valorem Taxes</i>              | \$ 159,176        | \$ 139,447        | \$ 133,713        |
| <i>Ad Valorem w/Delinquency</i>      | \$ 159,176        | \$ 148,093        | \$ 140,399        |
| <b>TOTAL RESOURCES*</b>              | <b>\$ 191,050</b> | <b>\$ 175,766</b> | <b>\$ 166,734</b> |
| Less Expenditures                    | \$ 191,050        | \$ 167,120        | \$ 166,734        |
| <i>Balance Forward December 31st</i> | \$ -              | \$ 8,646          | \$ -              |

\* 2010 Estimated Total Resources Includes Ad Valorem w/Delinquency

**2011 SERVICES FOR THE ELDERLY BUDGET  
FUND #148**

| <b>EXPENDITURE SUMMARY</b>  |   |                   |                    |
|-----------------------------|---|-------------------|--------------------|
| <b>Fund: 148</b>            | <b>Department: Services for the Elderly</b> |                   | <b>Budget: 500</b> |
| ACCOUNT                     | ACTUAL 2009                                 | ESTIMATED 2010    | BUDGET 2011        |
| PERSONAL SERVICES           | \$ -  | \$ -              | \$ -               |
| CONTRACTUAL SERVICES        | \$ 191,050                                  | \$ 166,100        | \$ 244,813         |
| COMMODITIES/SUPPLIES        | \$ -  | \$ -              | \$ -               |
| DEBT SERVICES               | \$ -  | \$ -              | \$ -               |
| CAPITAL OUTLAY              | \$ -  | \$ -              | \$ -               |
| TRANSFER TO...              | \$ -  | \$ -              | \$ -               |
| REIMBURSEMENT               | \$ -  | \$ -              | \$ (78,713)        |
| NEIGHBORHOOD REVITALIZATION | \$ -  | \$ 1,020          | \$ 634             |
| <b>TOTAL</b>                | <b>\$ 191,050</b>                           | <b>\$ 167,120</b> | <b>\$ 166,734</b>  |

| <b>PERSONNEL SCHEDULE</b>       |       |           |                  |                 |                 |             |             |
|---------------------------------|-------|-----------|------------------|-----------------|-----------------|-------------|-------------|
| POSITION                        | GRADE | PAY RANGE | NO. OF EMPLOYEES |                 |                 | BUDGET 2010 | BUDGET 2011 |
|                                 |       |           | ACTUAL 2009 FTE  | BUDGET 2010 FTE | BUDGET 2011 FTE |             |             |
| Total Employees (FTE)           |       |           | 0                | 0               | 0               | \$ -        | \$ -        |
| Overtime                        |       |           |                  |                 |                 | \$ -        | \$ -        |
| Longevity Expense               |       |           |                  |                 |                 | \$ -        | \$ -        |
| Cost of Living Adjustment       |       |           |                  |                 |                 | \$ -        | \$ -        |
| <b>TOTAL PERSONNEL EXPENSES</b> |       |           |                  |                 |                 | <b>\$ -</b> | <b>\$ -</b> |

## SERVICES FOR THE ELDERLY EXPENDITURE BUDGET

| EXPENDITURE DETAIL                            |                   |                   |                   |                   |
|---|-------------------|-------------------|-------------------|-------------------|
| ACCOUNT & SUB-ACCOUNT DETAIL                  | ACTUAL 2009       | BUDGET 2010       | ESTIMATED 2010    | BUDGETED 2011     |
| <b>100 <u>Personal Services</u></b>           | \$ -              | \$ -              | \$ -              | \$ -              |
|   | \$ -              | \$ -              | \$ -              | \$ -              |
| <b>200 <u>Contractual Services</u></b>        |                   |                   |                   |                   |
| 248 Contributions to Outside Agencies         | \$ -              | \$ 49,000         | \$ 49,000         | \$ 49,000         |
| 299 Other Contractual Services                | \$ 191,050        | \$ 117,100        | \$ 117,100        | \$ 195,813        |
|   | \$ 191,050        | \$ 166,100        | \$ 166,100        | \$ 244,813        |
| <b>300 <u>Commodities/Supplies</u></b>        | \$ -              | \$ -              | \$ -              | \$ -              |
|   | \$ -              | \$ -              | \$ -              | \$ -              |
| <b>400 <u>Debt Services</u></b>               | \$ -              | \$ -              | \$ -              | \$ -              |
|   | \$ -              | \$ -              | \$ -              | \$ -              |
| <b>500 <u>Capital Outlay</u></b>              | \$ -              | \$ -              | \$ -              | \$ -              |
|   | \$ -              | \$ -              | \$ -              | \$ -              |
| <b>700 <u>Transfer To...</u></b>              | \$ -              | \$ -              | \$ -              | \$ -              |
|   | \$ -              | \$ -              | \$ -              | \$ -              |
| <b>TOTAL</b>                                  | <b>\$ 191,050</b> | <b>\$ 166,100</b> | <b>\$ 166,100</b> | <b>\$ 244,813</b> |
| <b>600 <u>Reimbursement</u></b>               | \$ -              | \$ -              | \$ -              | \$ (78,713)       |
|   | \$ -              | \$ -              | \$ -              | \$ (78,713)       |
| <i>Neighborhood Revitalization Adjustment</i> | \$ -              | \$ 1,020          | \$ 1,020          | \$ 634            |
| <b>TOTAL</b>                                  | <b>\$ 191,050</b> | <b>\$ 167,120</b> | <b>\$ 167,120</b> | <b>\$ 166,734</b> |

## 2011 EXTENSION COUNCIL REVENUE BUDGET

| RESOURCES                            | 2009 ACTUAL       | 2010 ESTIMATED    | 2011 BUDGETED    |
|--------------------------------------|-------------------|-------------------|------------------|
| <i>Fund Balance January 1st</i>      | \$ -              | \$ -              | \$ 12,075        |
| Delinquent Tax                       | \$ 6,131          | \$ 5,000          | \$ -             |
| Motor Vehicle Tax                    | \$ 23,879         | \$ 25,475         | \$ 25,519        |
| Recreational Vehicle Tax             | \$ 524            | \$ 556            | \$ 573           |
| 16/20 Motor Vehicle Tax              | \$ 905            | \$ 935            | \$ 968           |
| Slider                               | \$ 510            | \$ -              | \$ -             |
| <b>TOTAL REVENUE</b>                 | <b>\$ 31,949</b>  | <b>\$ 31,966</b>  | <b>\$ 39,135</b> |
| <i>Ad Valorem Taxes</i>              | \$ 189,429        | \$ 194,760        | \$ -             |
| <i>Ad Valorem w/Delinquency</i>      | \$ 189,429        | \$ 206,835        | \$ -             |
| <b>TOTAL RESOURCES*</b>              | <b>\$ 221,378</b> | <b>\$ 238,801</b> | <b>\$ 39,135</b> |
| Less Expenditures                    | \$ 221,378        | \$ 226,726        | \$ 39,135        |
| <i>Balance Forward December 31st</i> | \$ -              | \$ 12,075         | \$ -             |

\* 2010 Estimated Total Resources Includes Ad Valorem w/Delinquency

**2011 EXTENSION COUNCIL BUDGET  
FUND #140**

| <b>EXPENDITURE SUMMARY</b>  |                                      |                   |                    |
|-----------------------------|--------------------------------------|-------------------|--------------------|
| <b>Fund: 140</b>            | <b>Department: Extension Council</b> |                   | <b>Budget: 500</b> |
| ACCOUNT                     | ACTUAL 2009                          | ESTIMATED 2010    | BUDGET 2011        |
| PERSONAL SERVICES           | \$ -                                 | \$ -              | \$ -               |
| CONTRACTUAL SERVICES        | \$ 221,378                           | \$ 225,728        | \$ 39,135          |
| COMMODITIES/SUPPLIES        | \$ -                                 | \$ -              | \$ -               |
| DEBT SERVICES               | \$ -                                 | \$ -              | \$ -               |
| CAPITAL OUTLAY              | \$ -                                 | \$ -              | \$ -               |
| TRANSFER TO...              | \$ -                                 | \$ -              | \$ -               |
| REIMBURSEMENT               | \$ -                                 | \$ -              | \$ -               |
| NEIGHBORHOOD REVITALIZATION | \$ -                                 | \$ 998            | \$ -               |
| <b>TOTAL</b>                | <b>\$ 221,378</b>                    | <b>\$ 226,726</b> | <b>\$ 39,135</b>   |

| <b>PERSONNEL SCHEDULE</b>       |       |           |                  |                 |                 |             |             |
|---------------------------------|-------|-----------|------------------|-----------------|-----------------|-------------|-------------|
| POSITION                        | GRADE | PAY RANGE | NO. OF EMPLOYEES |                 |                 | BUDGET 2010 | BUDGET 2011 |
|                                 |       |           | ACTUAL 2009 FTE  | BUDGET 2010 FTE | BUDGET 2011 FTE |             |             |
| Total Employees (FTE)           |       |           | 0                | 0               | 0               | \$ -        | \$ -        |
| Overtime                        |       |           |                  |                 |                 | \$ -        | \$ -        |
| Longevity Expense               |       |           |                  |                 |                 | \$ -        | \$ -        |
| Cost of Living Adjustment       |       |           |                  |                 |                 | \$ -        | \$ -        |
| <b>TOTAL PERSONNEL EXPENSES</b> |       |           |                  |                 |                 | <b>\$ -</b> | <b>\$ -</b> |

## EXTENSION COUNCIL EXPENDITURE BUDGET

| EXPENDITURE DETAIL                            |                   |                   |                   |                  |
|---|-------------------|-------------------|-------------------|------------------|
| ACCOUNT & SUB-ACCOUNT DETAIL                  | ACTUAL 2009       | BUDGET 2010       | ESTIMATED 2010    | BUDGETED 2011    |
| <b>100 Personal Services</b>                  | \$ -              | \$ -              | \$ -              | \$ -             |
|   | \$ -              | \$ -              | \$ -              | \$ -             |
| <b>200 Contractual Services</b>               |                   |                   |                   |                  |
| 299 Other Contractual Services                | \$ 221,378        | \$ 225,728        | \$ 225,728        | \$ 39,135        |
|   | \$ 221,378        | \$ 225,728        | \$ 225,728        | \$ 39,135        |
| <b>300 Commodities/Supplies</b>               |                   |                   |                   |                  |
|   | \$ -              | \$ -              | \$ -              | \$ -             |
|   | \$ -              | \$ -              | \$ -              | \$ -             |
| <b>400 Debt Services</b>                      |                   |                   |                   |                  |
|   | \$ -              | \$ -              | \$ -              | \$ -             |
|   | \$ -              | \$ -              | \$ -              | \$ -             |
| <b>500 Capital Outlay</b>                     |                   |                   |                   |                  |
|   | \$ -              | \$ -              | \$ -              | \$ -             |
|   | \$ -              | \$ -              | \$ -              | \$ -             |
| <b>700 Transfer To...</b>                     |                   |                   |                   |                  |
|   | \$ -              | \$ -              | \$ -              | \$ -             |
|   | \$ -              | \$ -              | \$ -              | \$ -             |
| <b>TOTAL</b>                                  | <b>\$ 221,378</b> | <b>\$ 225,728</b> | <b>\$ 225,728</b> | <b>\$ 39,135</b> |
| <b>600 Reimbursement</b>                      |                   |                   |                   |                  |
|   | \$ -              | \$ -              | \$ -              | \$ -             |
|   | \$ -              | \$ -              | \$ -              | \$ -             |
| <i>Neighborhood Revitalization Adjustment</i> | \$ -              | \$ 998            | \$ 998            | \$ -             |
| <b>TOTAL</b>                                  | <b>\$ 221,378</b> | <b>\$ 226,726</b> | <b>\$ 226,726</b> | <b>\$ 39,135</b> |

## 2011 FAIR PREMIUM REVENUE BUDGET

| RESOURCES                            | 2009 ACTUAL     | 2010 ESTIMATED  | 2011 BUDGETED   |
|--------------------------------------|-----------------|-----------------|-----------------|
| <i>Fund Balance January 1st</i>      | \$ 52           | \$ -            | \$ 372          |
| Delinquent Tax                       | \$ 198          | \$ 180          | \$ 180          |
| Motor Vehicle Tax                    | \$ 737          | \$ 770          | \$ 786          |
| Recreational Vehicle Tax             | \$ 16           | \$ 17           | \$ 18           |
| 16/20 Motor Vehicle Tax              | \$ 30           | \$ 28           | \$ 30           |
| <b>TOTAL REVENUE</b>                 | <b>\$ 1,033</b> | <b>\$ 995</b>   | <b>\$ 1,386</b> |
| <i>Ad Valorem Taxes</i>              | <i>\$ 5,845</i> | <i>\$ 6,000</i> | <i>\$ 5,641</i> |
| <i>Ad Valorem w/Delinquency</i>      | <i>\$ 5,845</i> | <i>\$ 6,372</i> | <i>\$ 5,923</i> |
| <b>TOTAL RESOURCES*</b>              | <b>\$ 6,878</b> | <b>\$ 7,367</b> | <b>\$ 7,027</b> |
| Less Expenditures                    | \$ 6,878        | \$ 6,995        | \$ 7,027        |
| <i>Balance Forward December 31st</i> | <i>\$ -</i>     | <i>\$ 372</i>   | <i>\$ -</i>     |

\* 2010 Estimated Total Resources Includes Ad Valorem w/Delinquency

**2011 FAIR PREMIUM BUDGET  
FUND #144**

| <b>EXPENDITURE SUMMARY</b>  |                                 |                 |                    |
|-----------------------------|---------------------------------|-----------------|--------------------|
| <b>Fund: 144</b>            | <b>Department: Fair Premium</b> |                 | <b>Budget: 500</b> |
| ACCOUNT                     | ACTUAL 2009                     | ESTIMATED 2010  | BUDGET 2011        |
| PERSONAL SERVICES           | \$ -                            | \$ -            | \$ -               |
| CONTRACTUAL SERVICES        | \$ 6,878                        | \$ 6,964        | \$ 7,000           |
| COMMODITIES/SUPPLIES        | \$ -                            | \$ -            | \$ -               |
| DEBT SERVICES               | \$ -                            | \$ -            | \$ -               |
| CAPITAL OUTLAY              | \$ -                            | \$ -            | \$ -               |
| TRANSFER TO...              | \$ -                            | \$ -            | \$ -               |
| REIMBURSEMENT               | \$ -                            | \$ -            | \$ -               |
| NEIGHBORHOOD REVITALIZATION | \$ -                            | \$ 31           | \$ 27              |
| <b>TOTAL</b>                | <b>\$ 6,878</b>                 | <b>\$ 6,995</b> | <b>\$ 7,027</b>    |

| <b>PERSONNEL SCHEDULE</b>       |       |           |                  |                 |                 |             |             |
|---------------------------------|-------|-----------|------------------|-----------------|-----------------|-------------|-------------|
| POSITION                        | GRADE | PAY RANGE | NO. OF EMPLOYEES |                 |                 | BUDGET 2010 | BUDGET 2011 |
|                                 |       |           | ACTUAL 2009 FTE  | BUDGET 2010 FTE | BUDGET 2011 FTE |             |             |
| Total Employees (FTE)           |       |           | 0                | 0               | 0               | \$ -        | \$ -        |
| Overtime                        |       |           |                  |                 |                 | \$ -        | \$ -        |
| Longevity Expense               |       |           |                  |                 |                 | \$ -        | \$ -        |
| Cost of Living Adjustment       |       |           |                  |                 |                 | \$ -        | \$ -        |
| <b>TOTAL PERSONNEL EXPENSES</b> |       |           |                  |                 |                 | <b>\$ -</b> | <b>\$ -</b> |

## FAIR PREMIUM EXPENDITURE BUDGET

| EXPENDITURE DETAIL                            |                 |                 |                 |                 |
|---|-----------------|-----------------|-----------------|-----------------|
| ACCOUNT & SUB-ACCOUNT DETAIL                  | ACTUAL 2009     | BUDGET 2010     | ESTIMATED 2010  | BUDGETED 2011   |
| <b>100 <u>Personal Services</u></b>           | \$ -            | \$ -            | \$ -            | \$ -            |
|   | \$ -            | \$ -            | \$ -            | \$ -            |
| <b>200 <u>Contractual Services</u></b>        |                 |                 |                 |                 |
| 299 Other Contractual Services                | \$ 6,878        | \$ 7,000        | \$ 6,964        | \$ 7,000        |
|   | \$ 6,878        | \$ 7,000        | \$ 6,964        | \$ 7,000        |
| <b>300 <u>Commodities/Supplies</u></b>        |                 |                 |                 |                 |
|   | \$ -            | \$ -            | \$ -            | \$ -            |
|   | \$ -            | \$ -            | \$ -            | \$ -            |
| <b>400 <u>Debt Services</u></b>               |                 |                 |                 |                 |
|   | \$ -            | \$ -            | \$ -            | \$ -            |
|   | \$ -            | \$ -            | \$ -            | \$ -            |
| <b>500 <u>Capital Outlay</u></b>              |                 |                 |                 |                 |
|   | \$ -            | \$ -            | \$ -            | \$ -            |
|   | \$ -            | \$ -            | \$ -            | \$ -            |
| <b>700 <u>Transfer To...</u></b>              |                 |                 |                 |                 |
|   | \$ -            | \$ -            | \$ -            | \$ -            |
|   | \$ -            | \$ -            | \$ -            | \$ -            |
| <b>TOTAL</b>                                  | <b>\$ 6,878</b> | <b>\$ 7,000</b> | <b>\$ 6,964</b> | <b>\$ 7,000</b> |
| <b>600 <u>Reimbursement</u></b>               |                 |                 |                 |                 |
|   | \$ -            | \$ -            | \$ -            | \$ -            |
|   | \$ -            | \$ -            | \$ -            | \$ -            |
| <i>Neighborhood Revitalization Adjustment</i> | \$ -            | \$ 31           | \$ 31           | \$ 27           |
| <b>TOTAL</b>                                  | <b>\$ 6,878</b> | <b>\$ 7,031</b> | <b>\$ 6,995</b> | <b>\$ 7,027</b> |

## 2011 FAIR BUILDING REVENUE BUDGET

| RESOURCES                            | 2009 ACTUAL     | 2010 ESTIMATED  | 2011 BUDGETED   |
|--------------------------------------|-----------------|-----------------|-----------------|
| <i>Fund Balance January 1st</i>      | \$ 130          | \$ -            | \$ 353          |
| Delinquent Tax                       | \$ 203          | \$ 200          | \$ 200          |
| Motor Vehicle Tax                    | \$ 762          | \$ 765          | \$ 746          |
| Recreational Vehicle Tax             | \$ 17           | \$ 17           | \$ 17           |
| 16/20 Motor Vehicle Tax              | \$ 29           | \$ 28           | \$ 28           |
| <b>TOTAL REVENUE</b>                 | <b>\$ 1,141</b> | <b>\$ 1,010</b> | <b>\$ 1,344</b> |
| <i>Ad Valorem Taxes</i>              | \$ 5,843        | \$ 5,694        | \$ 5,683        |
| <i>Ad Valorem w/Delinquency</i>      | \$ 5,843        | \$ 6,047        | \$ 5,967        |
| <b>TOTAL RESOURCES*</b>              | <b>\$ 6,984</b> | <b>\$ 7,057</b> | <b>\$ 7,027</b> |
| Less Expenditures                    | \$ 6,984        | \$ 6,704        | \$ 7,027        |
| <i>Balance Forward December 31st</i> | \$ -            | \$ 353          | \$ -            |

\* 2010 Estimated Total Resources Includes Ad Valorem w/Delinquency

**2011 FAIR BUILDING BUDGET  
FUND #146**

| <b>EXPENDITURE SUMMARY</b>         |                                  |                       |                    |
|------------------------------------|----------------------------------|-----------------------|--------------------|
| <b>Fund: 146</b>                   | <b>Department: Fair Building</b> |                       | <b>Budget: 500</b> |
| <b>ACCOUNT</b>                     | <b>ACTUAL 2009</b>               | <b>ESTIMATED 2010</b> | <b>BUDGET 2011</b> |
| <b>PERSONAL SERVICES</b>           | \$ -                             | \$ -                  | \$ -               |
| <b>CONTRACTUAL SERVICES</b>        | \$ 6,984                         | \$ 6,675              | \$ 7,000           |
| <b>COMMODITIES/SUPPLIES</b>        | \$ -                             | \$ -                  | \$ -               |
| <b>DEBT SERVICES</b>               | \$ -                             | \$ -                  | \$ -               |
| <b>CAPITAL OUTLAY</b>              | \$ -                             | \$ -                  | \$ -               |
| <b>TRANSFER TO...</b>              | \$ -                             | \$ -                  | \$ -               |
| <b>REIMBURSEMENT</b>               | \$ -                             | \$ -                  | \$ -               |
| <b>NEIGHBORHOOD REVITALIZATION</b> | \$ -                             | \$ 29                 | \$ 27              |
| <b>TOTAL</b>                       | <b>\$ 6,984</b>                  | <b>\$ 6,704</b>       | <b>\$ 7,027</b>    |

| <b>PERSONNEL SCHEDULE</b>       |              |                  |                         |                        |                        |                    |                    |
|---------------------------------|--------------|------------------|-------------------------|------------------------|------------------------|--------------------|--------------------|
| <b>POSITION</b>                 | <b>GRADE</b> | <b>PAY RANGE</b> | <b>NO. OF EMPLOYEES</b> |                        |                        | <b>BUDGET 2010</b> | <b>BUDGET 2011</b> |
|                                 |              |                  | <b>ACTUAL 2009 FTE</b>  | <b>BUDGET 2010 FTE</b> | <b>BUDGET 2011 FTE</b> |                    |                    |
|                                 |              |                  | 0                       | 0                      | 0                      | \$ -               | \$ -               |
| Total Employees (FTE)           |              |                  | 0                       | 0                      | 0                      | \$ -               | \$ -               |
| Overtime                        |              |                  |                         |                        |                        | \$ -               | \$ -               |
| Longevity Expense               |              |                  |                         |                        |                        | \$ -               | \$ -               |
| Cost of Living Adjustment       |              |                  |                         |                        |                        | \$ -               | \$ -               |
| <b>TOTAL PERSONNEL EXPENSES</b> |              |                  |                         |                        |                        | <b>\$ -</b>        | <b>\$ -</b>        |

## FAIR BUILDING EXPENDITURE BUDGET

| EXPENDITURE DETAIL                            |                 |                 |                 |                 |
|---|-----------------|-----------------|-----------------|-----------------|
| ACCOUNT & SUB-ACCOUNT DETAIL                  | ACTUAL 2009     | BUDGET 2010     | ESTIMATED 2010  | BUDGETED 2011   |
| <b>100 Personal Services</b>                  | \$ -            | \$ -            | \$ -            | \$ -            |
|   | \$ -            | \$ -            | \$ -            | \$ -            |
| <b>200 Contractual Services</b>               |                 |                 |                 |                 |
| 299 Other Contractual Services                | \$ 6,984        | \$ 7,000        | \$ 6,675        | \$ 7,000        |
|   | \$ 6,984        | \$ 7,000        | \$ 6,675        | \$ 7,000        |
| <b>300 Commodities/Supplies</b>               |                 |                 |                 |                 |
|   | \$ -            | \$ -            | \$ -            | \$ -            |
|   | \$ -            | \$ -            | \$ -            | \$ -            |
| <b>400 Debt Services</b>                      |                 |                 |                 |                 |
|   | \$ -            | \$ -            | \$ -            | \$ -            |
|   | \$ -            | \$ -            | \$ -            | \$ -            |
| <b>500 Capital Outlay</b>                     |                 |                 |                 |                 |
|   | \$ -            | \$ -            | \$ -            | \$ -            |
|   | \$ -            | \$ -            | \$ -            | \$ -            |
| <b>700 Transfer To...</b>                     |                 |                 |                 |                 |
|   | \$ -            | \$ -            | \$ -            | \$ -            |
|   | \$ -            | \$ -            | \$ -            | \$ -            |
| <b>TOTAL</b>                                  | <b>\$ 6,984</b> | <b>\$ 7,000</b> | <b>\$ 6,675</b> | <b>\$ 7,000</b> |
| <b>600 Reimbursement</b>                      |                 |                 |                 |                 |
|   | \$ -            | \$ -            | \$ -            | \$ -            |
|   | \$ -            | \$ -            | \$ -            | \$ -            |
| <i>Neighborhood Revitalization Adjustment</i> | \$ -            | \$ 29           | \$ 29           | \$ 27           |
| <b>TOTAL</b>                                  | <b>\$ 6,984</b> | <b>\$ 7,029</b> | <b>\$ 6,704</b> | <b>\$ 7,027</b> |