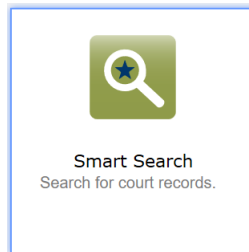


Public Portal and Courthouse Terminal Smart Search

<https://prodportal.kscourts.org/ProdPortal/>



A Record (case) Number or Name is required for all searches.

Index Only parties are not available for public searches

*Case lists can be searched for by entering case year, case type identifier and * for pre-Odyssey cases and county identifier, case year, case type identifier and * for Odyssey cases.*

* Enter a Record Number or Name in Last, First Middle Suffix Format

2019CR*

* Enter a Record Number or Name in Last, First Middle Suffix Format

DK2019CR*

OR

Select the ? to reveal search tips.

Smart Search

*Required

Search Criteria

Type the record number in the search criteria field. To perform a wildcard search, type a minimum of four characters followed by an asterisk.

You can also type a name in Last, First Middle Suffix format. To perform a wildcard search, type a minimum of three characters followed by an asterisk for the last name, and a minimum of one character followed by an asterisk for the first name.

For a precision search, click Advanced Search Options to expand additional search fields.

* Enter a Record Number or Name in Last, First Middle Suffix Format

Advanced Filtering Options-

Submit

Select Advance Filtering Options to reveal additional case search options.

Advanced Filtering Options

General Filtering Options

General Filtering Options

Filter by Location
All Locations ▼

Filter by Search Type
Smart Search ▼

Include

- Cases
- Judgments

Filter by Location – Use the dropdown arrow to select All Locations or an individual Odyssey county.

Filter by Search Type – Options are Smart Search, Attorney Bar Number, Attorney Name, Business Name, Case Cross Reference Number, Case Number, Citation Number, Judicial Officer, Nickname, Party Name.

Additional Party Search Filters

Additional Party Search Filters

Search by

- Party Name
- Business Name
- Nickname

Filter by FBI Number

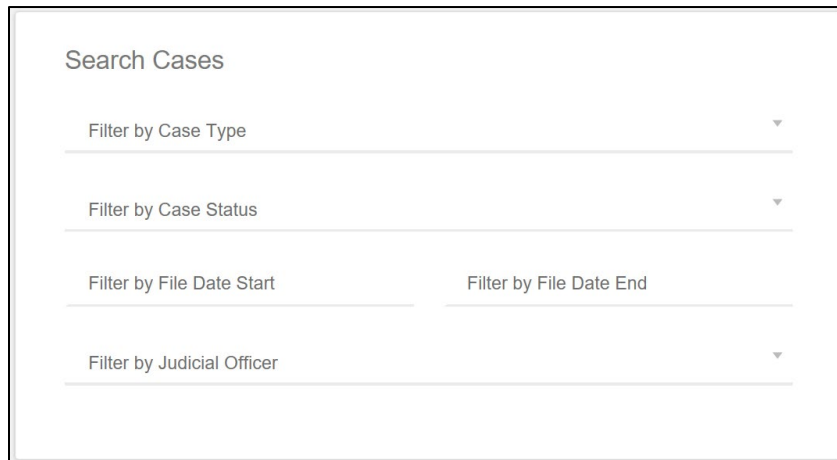
Filter by SO Number

Filter by Booking Number

Search by Party Name, Business Name and/or Nickname.

KBI Number, SO Number or Booking Number can be entered to search by.

Search Cases



The screenshot shows a search interface titled "Search Cases". It contains four filter sections, each with a horizontal line and a dropdown arrow on the right:

- Filter by Case Type
- Filter by Case Status
- Filter by File Date Start and Filter by File Date End (two adjacent input fields)
- Filter by Judicial Officer

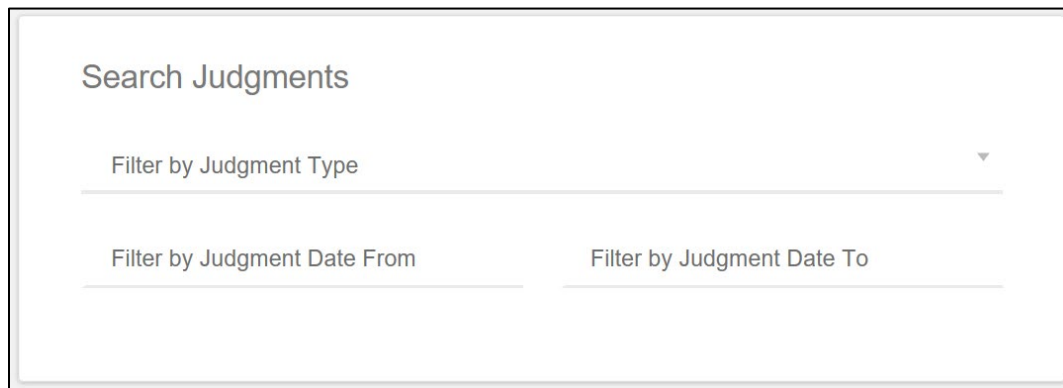
Filter by Case Type – Use the dropdown to select a case category.

Filter by Case Status – Use the dropdown to select a case status.

Select File Date Start and File Date End to enter a file date range.

Filter by Judicial Officer – Use the dropdown to select a Judge.

Search Judgements



The screenshot shows a search interface titled "Search Judgments". It contains three filter sections, each with a horizontal line and a dropdown arrow on the right:

- Filter by Judgment Type
- Filter by Judgment Date From and Filter by Judgment Date To (two adjacent input fields)

Filter by Judgment Type – Use the dropdown to select a finding.

Select Judgment Date Start and File Date End to enter a judgment date range.